




Club Health Assessment for District 101 M through January 2025

			Status	Membership							Reports					Finance		LCIF
Club Number	Club Name	Charter Date		Current Member Count	YTD Members Added	YTD Members Dropped	YTD Net Growth	YTD Net Growth%	Member Count 12 Months Ago	Avg. length of service for dropped members	Months Since Last MMR ***	Yrs. Since Last Officer Report	President Rotation	Vice President Reported ****	Months Since Last Activity Report ***	Account Balance	Donations for current Fiscal Year	
			Number of times on status quo within last two years	If below 15 members appears				If net loss is greater than 20% appears			If no report in 3 months appears in	When more than one year appears in	Number of repeat terms	Notes the officers that do not have an active	If no report at 12 months red			
Clubs more than two years old																		
18406	ALFTA	01/22/1973	Active	25	1	0	1	4.17%	22		1		3	VP,SC	N/R			
18360	ARBOGA	10/22/1951	Active	22	1	0	1	4.76%	25		0			S,M,VP,SC	N/R			
18359	ARVIKA	01/17/1956	Active	15	1	0	1	7.14%	13		4		3	N	24+			
18361	ASKERSUND	01/26/1960	Cancelled(6*)	0	0	0	0	0.00%	18		7	1	None	P,S,T,M,VP SC	24+			
18408	AVESTA	12/28/1951	Active	32	2	2	0	0.00%	32	24	0			R	2		\$324.41	
18409	BERGSJÖ	09/01/1969	Active	13	0	0	0	0.00%	13		7			N	SC	24+	\$274.41	
18411	BORLÄNGE	05/28/1953	Active	19	1	0	1	5.56%	19		1			N	SC	8		
46841	BORLÄNGE STORA TUNA	01/07/1987	Active	20	1	0	1	5.26%	17		0			N	SC	24+		
18357	EDA	01/21/1955	Active	14	0	0	0	0.00%	15		3		3	VP,SC	24+			
18414	FALUN	10/05/1951	Active(1)	16	1	0	1	6.67%	16		3		2	S,M,VP,SC	24+			
18415	FÄRILA	12/11/1958	Active	12	0	0	0	0.00%	14		6			M,VP,SC	N/R			
18366	FJUGESTA	12/01/1965	Active	14	0	0	0	0.00%	14		21		3	R	M,SC	N/R		
18367	FORSHAGA	11/26/1969	Active	9	0	0	0	0.00%	9		9		12	M,VP,SC	24+			
18416	FREDRIKSBERG	03/04/1959	Active	25	0	0	0	0.00%	24		3			N	M,SC	12		
18417	GAGNEF	11/15/1960	Active	11	1	0	1	10.00%	17		6			M,VP,SC	24			
53365	GAGNEF DALDOCKAN	06/11/1992	Active	23	0	0	0	0.00%	23		9			VP	24+			
18418	GÄVLE	04/24/1951	Active	19	3	3	0	0.00%	19	11	0		2	M,VP,SC	20	90+ Days	\$914.69	
18419	GÄVLE NORRA	11/19/1970	Active	19	0	0	0	0.00%	19		9			VP,SC	24+		\$450.00	
18369	GRUMS	01/10/1967	Active	13	0	1	-1	-7.14%	16	13	0			N	SC	24+		
18370	HAGFORS	04/21/1965	Active	15	0	0	0	0.00%	16		7			N	SC	24+	\$759.30	
18372	HÄLLEFORS	02/11/1953	Active	10	0	1	-1	-9.09%	11	15	1		2	N	SC	24+		
18371	HALLSBERG	09/20/1961	Active	12	0	1	-1	-7.69%	14	27	0			VP,SC	24+			
18373	HALLSTAHAMMAR	02/03/1953	Active	28	0	2	-2	-6.67%	25	9	2		2	N	M,SC	24+		
18421	HAMRÅNGE	03/29/1963	Active	9	0	0	0	0.00%	10		6			VP,SC	N/R			



Club Health Assessment for District 101 M through January 2025

			Status	Membership							Reports					Finance		LCIF
Club Number	Club Name	Charter Date		Current Member Count	YTD Members Added	YTD Members Dropped	YTD Net Growth	YTD Net Growth%	Member Count 12 Months Ago	Avg. length of service for dropped members	Months Since Last MMR ***	Yrs. Since Last Officer Report	President Rotation	Vice President Reported ****	Months Since Last Activity Report ***	Account Balance	Donations for current Fiscal Year	
			Number of times on status quo within last two years	If below 15 members appears				If net loss is greater than 20% appears			If no report in 3 months appears in	When more than one year appears in	Number of repeat terms		Notes the officers that do not have an active	If no report at 12 months appears in red		
18422	HEDEMORA	11/28/1950	Active	23	1	1	0	0.00%	23	23	1		3		VP,SC	24+		
	Exc Award (06/30/2018)																	
18424	HORNDAL	10/15/1958	Active	15	0	3	-3	-16.67%	17	21	1			N	SC	N/R		
18425	HUDIKSVALL	05/09/1952	Active	33	1	1	0	0.00%	32	29	0			N	M,SC	N/R		
18375	KARLSKOGA	04/20/1955	Active	9	0	1	-1	-10.00%	11	52	3		3		M,VP,SC	N/R		
49196	KARLSTAD ALMEN	02/02/1989	Active	14	0	0	0	0.00%	15		7		2	R	SC	0		
18378	KIL	01/26/1967	Active(1)	7	0	0	0	0.00%	7		9	1	None		P,S,T,M,VP SC	24+		
33554	KILSBERGEN	03/29/1977	Active	12	0	1	-1	-7.69%	13	2	2		3		M,VP,SC	24+		
18379	KOLBÄCK	02/03/1966	Active	12	0	5	-5	-29.41%	17	27	1		5	R	M,SC	N/R		
18380	KOLSAVA	03/31/1969	Active	25	2	0	2	8.70%	22		0		None		P,T,M,VP,SC	24+		
18383	KRISTINEHAMN	03/31/1953	Active	35	0	1	-1	-2.78%	35	3	1		2	R		N/R	\$15.28	
18427	KRYLBO	02/11/1960	Active	21	1	3	-2	-8.70%	23	31	1		2		T,M,VP,SC	24+		
18384	KUMLA	03/17/1953	Active	15	0	0	0	0.00%	15		7		2	R	SC	24+		
18385	KUNGSÖR	01/28/1954	Active	15	2	0	2	15.38%	10		1		6		VP,SC	N/R		
37740	KVICKSUND	11/30/1979	Active	13	2	1	1	8.33%	12	6	2		5	N	M,SC	N/R		
18387	LINDESBERG	01/29/1953	Active	16	0	1	-1	-5.88%	17	7	0				M,VP,SC	24+		
54029	LINDESBERG KRISTINA	02/02/1993	Active	27	0	0	0	0.00%	28		7			N	SC	10		
	Exc Award (06/30/2018)																	
18429	LJUSDAL	02/27/1953	Active	18	0	0	0	0.00%	16		11		5		T,M,VP,SC	N/R		
18430	LUDVIKA	06/02/1954	Active	31	1	0	1	3.33%	33		0		2	R		1		
54263	LUDVIKA ÄNGSKLOCKAN I LUDVIKA	03/24/1993	Active	27	1	0	1	3.85%	26		4			N		1		
18431	MALUNG	05/23/1962	Active	21	0	0	0	0.00%	21		4			N	SC	24+		
18432	MORA - ORSA	10/10/1958	Active	22	1	1	0	0.00%	20	5	1		2	R		24+	\$274.41	
18389	NORBERG	03/20/1953	Active(2)	24	2	0	2	9.09%	22		0		2		M,VP,SC	24+		
18433	OCKELBO	04/06/1964	Active	6	0	0	0	0.00%	6		3		8	R	SC	24+		



Club Health Assessment for District 101 M through January 2025

Club Number	Club Name	Charter Date	Status	Membership							Reports					Finance	LCIF
				Current Member Count	YTD Members Added	YTD Members Dropped	YTD Net Growth	YTD Net Growth%	Member Count 12 Months Ago	Avg. length of service members	Months Since Last MMR ***	Yrs. Since Last Officer Report	President Rotation	Vice President Reported ****	Months Since Last Activity Report ***	Account Balance	Donations for current Fiscal Year
			Number of times on status quo within last two years	If below 15 members appears				If net loss is greater than 20% appears			If no report in 3 months appears	When more than one year appears in	Number of repeat terms	Notes the officers that do not have an active	If no report at 12 months appears in red		
18392	ÖREBRO LILLÅN	08/17/1970	Active	14	0	1	-1	-6.67%	15	27	1		9	N	M,SC	N/R	
18394	PÅLSBODA	11/20/1964	Active	14	0	2	-2	-12.50%	16	21	1			N		24+	
18435	RÄTTVIK	02/02/1955	Active	9	0	1	-1	-10.00%	10	22	0		2		VP,SC	8	
18443	SÄLEN	11/21/1957	Active	12	0	0	0	0.00%	12		11		6	N	M,SC	N/R	\$914.69
18438	SÅTER	08/11/1955	Active(1)	27	27	0	27	100.00%	27		1				M,VP,SC	N/R	
18404	SKULTUNA	04/20/1967	Active	20	1	3	-2	-9.09%	24	23	0				VP	N/R	\$914.67
45901	STORÅ	03/24/1986	Active(1)	26	0	0	0	0.00%	24		9		2	R	M,SC	N/R	
18441	SUNDBORN	03/05/1970	Active	16	0	2	-2	-11.11%	19	13	3			N	M,SC	24+	
18398	SUNNE	11/28/1956	Active	15	0	0	0	0.00%	15		4			R	SC	N/R	
18399	SURAHAMMAR	01/21/1960	Active	16	1	1	0	0.00%	18	10	1			N	SC	N/R	
18442	SVÅRDSJÖ	11/10/1966	Active	17	0	0	0	0.00%	17		7		10		S,T,M,VP,SC	7	
18591	TIERP	06/21/1954	Active	18	0	0	0	0.00%	19		9		2	N	SC	N/R	
18444	VALBO	01/22/1960	Active	13	0	3	-3	-18.75%	16	28	0				T,M,VP,SC	24+	
18405	VÄSTERÅS LUNDBY	12/15/1970	Cancelled(6*)	0	0	12	-12	-100.00%	12	35	13		None		P,S,T,M,VP SC	24+	

Clubs Cancelled Previous Fiscal Year – Clubs Cancelled within last 12 months may be reinstated

Club Number	Club Name	Charter Date	Current Status*	Cancellation Date
18381	KÖPING	11/22/1951	Cancelled(6*)	01/29/2024
18428	LEKSAND	10/24/1956	Cancelled(6*)	06/29/2024
18401	TORSBY	01/20/1955	Cancelled(6*)	07/29/2023

Current Total Clubs Count	YTD New Clubs Count	YTD Cancelled Clubs Count	YTD Net Club Gain	Current Total Members Count	YTD Add	YTD Drop	YTD Net Growth	YTD Net Growth %	Member Count 12 Months Ago	Average Member Count Per Club	% of Clubs with less than 20 members	% No MMR in 3 Months	% No Officer Report in 12 Months	% of Clubs with balance 90+ days	Number of Clubs in Status Quo	% Status Quo Clubs in Financial Suspension	Number of Cancelled Clubs	Average Cancelled Club Age	Members Lost Due to Cancellation	% of Clubs Cancelled for Non-Financial Reasons
59	0	2	-2	1,053	55	54	1	0.10%	1,106	18	64%	47%	2%	2%	0	0%	2	163	12	100%




Club Health Assessment for District 101 M through January 2025

			Status	Membership							Reports					Finance	LCIF
Club Number	Club Name	Charter Date		Current Member Count	YTD Members Added	YTD Members Dropped	YTD Net Growth	YTD Net Growth%	Member Count 12 Months Ago	Avg. length of service for dropped members	Months Since Last MMR ***	Yrs. Since Last Officer Report	President Rotation	Vice President Reported ****	Months Since Last Activity Report ***	Account Balance	Donations for current Fiscal Year
			Number of times on status quo within last two years	If below 15 members appears				If net loss is greater than 20% appears			If no report in 3 months appears in	When more than one year appears in	Number of repeat terms	Notes the officers that do not have an active	If no report at 12 months appears in red		

* - P - Priority Club. Cancellation Reasons: 1-Objectives/conduct, 2-Non-active club, 5-Non-existing club, 6-Disbanding, 7-Merger, 8-Financial Suspension, 9-District/Multiple District Dues.
** - Abbreviation: P-President, S-Secretary, T-Treasurer, M-Member Chairperson, VP-First Vice President, MC-Communications Chairperson, SC-Service Chairperson
*** - Abbreviation: N/R - Never reported using the Lions Clubs website, N/A - Not applicable, No password registered for the Lions Clubs website.
**** - Abbreviation: N - New, IP - Immediate Past, R - Repeat.




Club Health Assessment for District 101 N through January 2025

			Status	Membership							Reports					Finance		LCIF	
Club Number	Club Name	Charter Date		Current Member Count	YTD Members Added	YTD Members Dropped	YTD Net Growth	YTD Net Growth%	Member Count 12 Months Ago	Avg. length of service for dropped members	Months Since Last MMR ***	Yrs. Since Last Officer Report	President Rotation	Vice President Reported ****	Months Since Last Activity Report ***	Account Balance	Donations for current Fiscal Year		
			Number of times on status quo within last two years	If below 15 members appears			If net loss is greater than 20% appears				If no report in 3 months appears in	When more than one year appears in	Number of repeat terms	Notes the officers that do not have an active		If no report at 12 months red			
Clubs more than two years old																			
18486	ÄNGE	10/22/1952	Active	8	0	0	0	0.00%	8		4	2	None	P,S,T,M,VP SC	N/R	90+ Days	\$1,000.00	\$1,074.00	
54471	ÄNGE ZENITH	05/14/1993	Active	20	1	1	0	0.00%	21	10	0			VP,SC	24+				
18606	BJURHOLM	02/15/1956	Cancelled(8*)	0	0	13	-13	-100.00%	13	16	19	2	None	P,S,T,M,VP SC	24+				
18607	BODEN	05/06/1953	Active	28	4	4	0	0.00%	28	7	0		7	R	M,SC				N/R
18608	BOLIDEN	05/22/1969	Active	17	1	1	0	0.00%	17	2	4			N					24+
18492	BRUNFLO	02/22/1960	Active	22	1	5	-4	-15.38%	25	15	1		3		VP				24+
18496	FUNÄSDALEN	09/21/1962	Active	17	0	0	0	0.00%	18		9		2		VP,SC				24+
18615	HAPARANDA	02/09/1956	Active	15	0	4	-4	-21.05%	19	22	2			N	M,SC				N/R
18501	HÄRNÖSAND	05/16/1952	Active	23	0	2	-2	-8.00%	25	22	4		4		S,M,VP,SC				24+
18617	JOKKMOKK	02/02/1960	Active	18	0	2	-2	-10.00%	20	2	1		9		M,VP,SC				N/R
18507	JUNSELE	11/01/1961	Active	18	0	2	-2	-10.00%	20	24	4		2	R		N/R			
Exc Award (06/30/2018)																			
18618	KALIX	03/09/1955	Active(1)	34	0	0	0	0.00%	35		7			N	M,SC	24+	\$925.43		
18509	LÄNGSELE	04/27/1970	Active	12	0	1	-1	-7.69%	13	2	3		3	R		24+			
18510	LIT	04/05/1967	Active	19	0	0	0	0.00%	18		3			N	SC	24+			
18620	LULEÅ	11/18/1952	Active	36	1	4	-3	-7.69%	40	14	1		3	R	SC	24+			
Exc Award (06/30/2018)																			
18622	LYCKSELE	03/05/1962	Active	26	1	1	0	0.00%	25	2	3			N	SC	2			
18528	MATFORS	02/10/1960	Active	13	0	1	-1	-7.14%	14	64	4			IP		24+			
18512	NÄSÅKER	01/08/1964	Active(1)	13	0	1	-1	-7.14%	14	4	3			N	SC	24+			
18515	NYLAND	02/09/1960	Active	19	0	1	-1	-5.00%	19	38	4		2		VP,SC	N/R			
18516	ÖRNSKÖLDSVIK	11/11/1953	Active	9	4	3	1	12.50%	11	7	0		2		VP,SC	24+			
18626	ÖVERKALIX	01/26/1958	Active	18	3	2	1	5.88%	17	9	0		2		VP,SC	24+			
18628	PAJALA	05/22/1969	Active(1)	8	8	8	0	0.00%	8	25	0		2		M,VP,SC	N/R			



Club Health Assessment for District 101 N through January 2025

			Status	Membership							Reports					Finance	LCIF	
Club Number	Club Name	Charter Date		Current Member Count	YTD Members Added	YTD Members Dropped	YTD Net Growth	YTD Net Growth%	Member Count 12 Months Ago	Avg. length of service for dropped members	Months Since Last MMR ***	Yrs. Since Last Officer Report	President Rotation	Vice President Reported ****	Months Since Last Activity Report ***	Account Balance	Donations for current Fiscal Year	
			Number of times on status quo within last two years	If below 15 members appears				If net loss is greater than 20% appears			If no report in 3 months appears in	When more than one year appears in	Number of repeat terms		Notes the officers that do not have an active	If no report at 12 months appears in red		
18629	PITEÅ	04/01/1955	Active	36	0	5	-5	-12.20%	42	26	3			N	M,SC	24+		\$2,370.72
48427	PITEÅ ÖJEBYN	04/11/1988	Active	44	7	5	2	4.76%	48	13	0				VP,SC	14		
18630	RÅNEÅ	02/08/1956	Active	12	1	0	1	9.09%	12		3				M,VP,SC	N/R		
18631	ROBERTSFORS	02/21/1964	Active	32	3	2	1	3.23%	32	30	2			N	SC	N/R		
18632	SKELLEFTEÅ	01/10/1953	Active	19	3	1	2	11.76%	17	3	1		2		M,VP,SC	24+		
18520	SOLLEFTEÅ	11/24/1953	Active	35	1	2	-1	-2.78%	37	40	0		4	N		2		
54331	SOLLEFTEÅ NIPSIPPAN	04/12/1993	Active	33	1	2	-1	-2.94%	33	2	1			N		1		
Exc Award (06/30/2023)																		
18521	STÖDE	04/05/1968	Active	20	1	2	-1	-4.76%	22	13	4		2	R	SC	24+		
18634	STORUMAN	01/29/1955	Active	11	0	0	0	0.00%	11		13	1	None		P,S,T,M,VP SC SC	N/R		
18523	SUNDSVALL	09/06/1951	Active	20	1	0	1	5.26%	20		5		2	R	SC	24+		
18637	TÖRE	02/05/1960	Active	17	0	0	0	0.00%	17		4		2		M,VP,SC	N/R		
18527	TORP	03/16/1955	Active	18	0	2	-2	-10.00%	20	13	2			N	SC	N/R		
18639	VÄNNÄS	01/26/1960	Active	21	0	0	0	0.00%	21		7		2	R	SC	24+		
18640	VILHELMINA	02/06/1963	Active	26	1	3	-2	-7.14%	31	12	1		2	N		24+		
18641	VINDELN	10/28/1958	Active	21	0	0	0	0.00%	21		12		2		S,T,M,VP,SC	N/R		

Clubs Cancelled Previous Fiscal Year – Clubs Cancelled within last 12 months may be reinstated

Club Number	Club Name	Charter Date	Current Status*	Cancellation Date
18605	ARVIDSJÄUR	01/31/1955	Cancelled(6*)	09/29/2023
18611	BYSKE	09/10/1965	Cancelled(6*)	06/29/2024
124250	Malmfälten/Ripan/Uggjan	03/20/2015	Cancelled(8*)	12/29/2023
52722	ÖRNSKÖLDSVIK HÖGA KUSTEN	03/24/1992	Cancelled(6*)	06/29/2024



Club Health Assessment for District 101 N through January 2025

Club NumberClub NameCharter Date			Status		Membership										Reports					Finance		LCIF
					Current Member Count	YTD Members Added	YTD Members Dropped	YTD Net Growth	YTD Net Growth%	Member Count 12 Months Ago	Avg. length of service for dropped members	Months Since Last MMR ***	Yrs. Since Last Officer Report	President Rotation	Vice President Reported ****	Months Since Last Activity Report ***	Account Balance	Donations for current Fiscal Year				
			Number of times on status quo within last two years	If below 15 members appears				If net loss is greater than 20% appears			If no report in 3 months appears in	When more than one year appears in	Number of repeat terms	Notes the officers that do not have an active	If no report at 12 months appears in red							
Current Total Clubs Count	YTD New Clubs Count	YTD Cancelled Clubs Count	YTD Net Club Gain	Current Total Members Count	YTD Add	YTD Drop	YTD Net Growth	YTD Net Growth %	Member Count 12 Months Ago	Average Member Count Per Club	% of Clubs with less than 20 members	% No MMR in 3 Months	% No Officer Report in 12 Months	% of Clubs with balance 90+ days	Number of Clubs in Status Quo	% Status Quo Clubs in Financial Suspension	Number of Cancelled Clubs	Average Cancelled Club Age	Members Lost Due to Cancellation	% of Clubs Cancelled for Non-Financial Reasons		
36	0	1	-1	758	43	80	-37	-4.65%	812	21	53%	56%	6%	0%	0	0%	1	237	13	-100%		

* - P - Priority Club. Cancellation Reasons: 1-Objectives/conduct, 2-Non-active club, 5-Non-existing club, 6-Disbanding, 7-Merger, 8-Financial Suspension, 9-District/Multiple District Dues.

** - Abbreviation: P-President, S-Secretary, T-Treasurer, M-Member Chairperson, VP-First Vice President, MC-Communications Chairperson, SC-Service Chairperson

*** - Abbreviation: N/R - Never reported using the Lions Clubs website, N/A - Not applicable, No password registered for the Lions Clubs website.

**** - Abbreviation: N - New, IP - Immediate Past, R - Repeat.




Club Health Assessment for District 101 O through January 2025

			Status	Membership							Reports					Finance		LCIF
Club Number	Club Name	Charter Date		Current Member Count	YTD Members Added	YTD Members Dropped	YTD Net Growth	YTD Net Growth%	Member Count 12 Months Ago	Avg. length of service for dropped members	Months Since Last MMR ***	Yrs. Since Last Officer Report	President Rotation	Vice President Reported ****	Months Since Last Activity Report ***	Account Balance	Donations for current Fiscal Year	
			Number of times on status quo within last two years	If below 15 members appears					If net loss is greater than 20% appears		If no report in 3 months appears in	When more than one year appears in	Number of repeat terms	Notes the officers that do not have an active	If no report at 12 months appears in red			
Clubs more than two years old																		
18446	ÅBY	03/21/1962	Active	18	0	0	0	0.00%	17		1		2	VP	24+			
18531	ALMUNGE	12/27/1971	Active	9	0	0	0	0.00%	9		67		None	P,T,M,VP,SC	N/A			
44854	ÄLTA	04/09/1985	Active(1)	11	0	1	-1	-8.33%	15	12	1		3	S,M,VP,SC	N/R		\$948.29	
18447	ÅTVIDABERG	12/21/1953	Active	8	0	0	0	0.00%	8		33		2	N	SC	24+		
18532	BÄLSTA	05/05/1959	Active	25	0	1	-1	-3.85%	22	7	3		3	R	SC	13		
42084	BJÖRKLINGE	12/27/1982	Active	12	1	2	-1	-7.69%	13	3	1		2	N		2	\$638.60	
18449	BORENSBERG	12/02/1957	Active(1)	32	0	2	-2	-5.88%	33	36	6			N	M,SC	N/R		
18536	DANDERYD	01/23/1957	Active	20	0	0	0	0.00%	20		6		13	R	SC	24+		
30733	ENKÖPING ÅSUNDA	05/13/1975	Active	37	7	3	4	12.12%	34	8	0		2		VP	24+		
18453	FINSPÅNG	03/10/1954	Active(1)	24	0	0	0	0.00%	23		7		None	P,T,M,VP,SC	15			
Exc Award (06/30/2018)																		
18455	GNESTA	11/22/1955	Active	36	3	1	2	5.88%	32	0	0			IP	1			
Exc Award (06/30/2023)																		
18544	GRILLBY	09/14/1965	Active	20	1	0	1	5.26%	18		3		2	N	SC	N/R	\$2,736.88	
58787	HAGUNDA	10/23/1996	Active	21	0	2	-2	-8.70%	23	18	2		2		M,VP,SC	24+		
18543	HALLSTAVIK/VÄDDÖ	03/08/1955	Active	14	0	1	-1	-6.67%	15	31	3		3		VP,SC	17		
18545	HUDDINGE	09/30/1958	Active	13	1	0	1	8.33%	14		4				M,VP,SC	24+	90+ Days	
18459	KISA	01/21/1954	Active	44	0	0	0	0.00%	43		9			N		24+	\$1,184.00	
18549	KNIVSTA	02/01/1967	Active	30	1	0	1	3.45%	29		0			N		13		
18460	KOLMÅRDEN	03/09/1964	Active	14	1	0	1	7.69%	14		4		3	R	SC	1		
18462	LINKÖPING	02/12/1970	Active	46	0	0	0	0.00%	45		0			IP	SC	12		
18467	MJÖLBÄ	05/20/1953	Active	13	0	0	0	0.00%	12		0		2	N	SC	N/R		
18468	MOTALA	06/05/1951	Active	24	0	1	-1	-4.00%	29	3	0			N	M,SC	24+		
18553	NORRTÄLJE	06/07/1951	Active	43	1	1	0	0.00%	42	50	2			N		24+		



Club Health Assessment for District 101 O through January 2025

			Status	Membership							Reports					Finance	LCIF			
Club Number	Club Name	Charter Date		Current Member Count	YTD Members Added	YTD Members Dropped	YTD Net Growth	YTD Net Growth%	Member Count 12 Months Ago	Avg. length of service for dropped members	Months Since Last MMR ***	Yrs. Since Last Officer Report	President Rotation	Vice President Reported ****	Months Since Last Activity Report ***	Account Balance	Donations for current Fiscal Year			
			Number of times on status quo within last two years	If below 15 members appears				If net loss is greater than 20% appears			If no report in 3 months appears in	When more than one year appears in	Number of repeat terms		Notes the officers that do not have an active	If no report at 12 months appears in red				
45590	ÖREGRUND	12/02/1985	Active	18	0	1	-1	-5.26%	21	1	1		5	R	M,SC	N/R	\$1,003.52			
18555	ÖRSUNDSBRO	03/07/1963	Active	30	0	0	0	0.00%	28		5			N	SC	24+				
18556	ÖSTERÅKER	04/06/1961	Active	32	2	0	2	6.67%	29		0				VP,SC	15				
18537	ÖSTERBYBRUK-DANNEMOR A	09/10/1958	Active(1)	16	0	1	-1	-5.88%	18	6	5				VP	7				
18558	ÖSTHAMMAR	04/18/1952	Active	17	0	2	-2	-10.53%	22	32	2				T,M,VP,SC	21				
18473	OXELÖSUND	12/05/1957	Active	29	3	3	0	0.00%	29	31	0		2		VP	13				
18559	RIMBO	04/02/1954	Active	10	0	1	-1	-9.09%	12	15	2				M,VP,SC	24+				
18396	SALA	09/20/1951	Active	27	1	1	0	0.00%	23	26	0		2		M,VP,SC	24+				
18561	SALTSJÖBADEN	03/03/1954	Active	12	0	0	0	0.00%	12		4		2		VP	0				
18562	SIGTUNA	03/30/1953	Active	47	0	3	-3	-6.00%	49	22	0			N	SC	24+				
18474	SKÄNNINGE	10/21/1958	Active	39	2	2	0	0.00%	40	26	2			N		5	\$70.00			
18563	SLITE	02/12/1963	Active	16	0	1	-1	-5.88%	17	5	3		2	N	M,SC	4				
32623	SÖDERTÄLJE S:A RAGNHILD	07/08/1976	Active	9	0	1	-1	-10.00%	9	21	4		2	R		11				
18566	STOCKHOLM	03/24/1948	Active	16	0	0	0	0.00%	18		5		2		M,VP	13				
18572	STOCKHOLM BROMMA	06/04/1953	Cancelled(8*)	0	0	21	-21	-100.00%	16	30	7		None		P,S,T,M,VP SC	24+			90+ Days	
18576	STOCKHOLM GLOBEN	02/21/1956	Active	20	0	1	-1	-4.76%	21	10	1			N		15				
52390	STOCKHOLM MÄSSAN	01/08/1992	Active	4	0	0	0	0.00%	4		10		None		P,M,VP,SC	N/R				
18478	STRÄNGNÄS	05/11/1949	Active	17	0	0	0	0.00%	15		4			N	SC	0				
18588	SUNDBYBERG	02/10/1955	Active	31	2	1	1	3.33%	28	2	1				VP,SC	24+				
Exc Award (06/30/2024)																				
18589	TÄBY	09/25/1957	Active	14	0	2	-2	-12.50%	19	31	1		2	R	SC	N/R	\$140.00			
18479	TORSHÄLLA	06/26/1953	Active(1)	18	0	0	0	0.00%	18		9		3	N	M,SC	24+				
18480	TROSA	11/28/1956	Active	34	4	4	0	0.00%	34	17	0		2	N		1				
18481	TURINGE	05/13/1970	Active	17	0	0	0	0.00%	16		3			N		13				
18592	TYRESÖ	06/22/1960	Active	15	0	0	0	0.00%	18		2		5		M,VP,SC	13				



Club Health Assessment for District 101 O through January 2025

			Status	Membership							Reports					Finance	LCIF
Club Number	Club Name	Charter Date		Current Member Count	YTD Members Added	YTD Members Dropped	YTD Net Growth	YTD Net Growth%	Member Count 12 Months Ago	Avg. length of service for dropped members	Months Since Last MMR ***	Yrs. Since Last Officer Report	President Rotation	Vice President Reported ****	Months Since Last Activity Report ***	Account Balance	Donations for current Fiscal Year
			Number of times on status quo within last two years	If below 15 members appears				If net loss is greater than 20% appears			If no report in 3 months appears in	When more than one year appears in	Number of repeat terms	Notes the officers that do not have an active	If no report at 12 months appears in red		
18593	UPPLANDS VÄSBY	07/21/1956	Active	9	0	1	-1	-10.00%	12	26	3			VP,SC	24+		
18594	UPPSALA	06/08/1949	Active	21	0	1	-1	-4.55%	23	7	1			N	SC	24+	
48540	UPPSALA DISA	05/10/1988	Active	29	0	1	-1	-3.33%	31	22	0			N		10	\$547.38
18482	VADSTENA	01/13/1955	Active	20	0	2	-2	-9.09%	23	22	0		2	R	SC	7	\$749.83
18483	VALDEMARSVIK	12/21/1959	Cancelled(6*)	0	0	12	-12	-100.00%	12	21	4		None	P,S,T,M,VP SC	N/R		\$158.00
18598	VALLENTUNA	06/12/1969	Active(1)	16	1	2	-1	-5.88%	17	35	1		6	M,VP,SC	24+		
18600	VÄSTERHANINGE	11/28/1957	Active	23	1	2	-1	-4.17%	21	4	0			N	SC	24+	
18601	VAXHOLM	04/23/1956	Active	28	2	1	1	3.70%	25	12	1		4	VP,SC	19		
18602	VISBY	08/11/1954	Active	20	1	1	0	0.00%	20	6	0			N	SC	4	

Clubs Cancelled Previous Fiscal Year – Clubs Cancelled within last 12 months may be reinstated

Club Number	Club Name	Charter Date	Current Status*	Cancellation Date
18451	ESKILSTUNA/FRISTADEN	02/01/1949	Cancelled(6*)	07/29/2023
18584	STOCKHOLM SPÅNGA	10/29/1958	Cancelled(6*)	01/29/2024
18586	STOCKHOLM VÄLLINGBY	04/20/1956	Cancelled(6*)	04/29/2024

Current Total Clubs Count	YTD New Clubs Count	YTD Cancelled Clubs Count	YTD Net Club Gain	Current Total Members Count	YTD Add	YTD Drop	YTD Net Growth	YTD Net Growth %	Member Count 12 Months Ago	Average Member Count Per Club	% of Clubs with less than 20 members	% No MMR in 3 Months	% No Officer Report in 12 Months	% of Clubs with balance 90+ days	Number of Clubs in Status Quo	% Status Quo Clubs in Financial Suspension	Number of Cancelled Clubs	Average Cancelled Club Age	Members Lost Due to Cancellation	% of Clubs Cancelled for Non-Financial Reasons
53	0	2	-2	1,168	35	83	-48	-3.95%	1,210	22	47%	42%	0%	2%	0	0%	2	172	33	50%

* - P - Priority Club. Cancellation Reasons: 1-Objectives/conduct, 2-Non-active club, 5-Non-existing club, 6-Disbanding, 7-Merger, 8-Financial Suspension, 9-District/Multiple District Dues.


** - Abbreviation: P-President, S-Secretary, T-Treasurer, M-Member Chairperson, VP-First Vice President, MC-Communications Chairperson, SC-Service Chairperson

*** - Abbreviation: N/R - Never reported using the Lions Clubs website, N/A - Not applicable, No password registered for the Lions Clubs website.

**** - Abbreviation: N - New, IP - Immediate Past, R - Repeat.




Club Health Assessment for District 101 S through January 2025

			Status	Membership							Reports					Finance		LCIF
Club Number	Club Name	Charter Date		Current Member Count	YTD Members Added	YTD Members Dropped	YTD Net Growth	YTD Net Growth%	Member Count 12 Months Ago	Avg. length of service for dropped members	Months Since Last MMR ***	Yrs. Since Last Officer Report	President Rotation	Vice President Reported ****	Months Since Last Activity Report ***	Account Balance	Donations for current Fiscal Year	
			Number of times on status quo within last two years	If below 15 members appears				If net loss is greater than 20% appears			If no report in 3 months appears in	When more than one year appears in	Number of repeat terms	Notes the officers that do not have an active	If no report at 12 months appears in red			
Clubs more than two years old																		
18643	ÅHUS	02/26/1962	Active	57	0	1	-1	-1.72%	55	47	5			N	1		\$27,359.45	
18644	ÄLMHULT	03/14/1957	Active	32	2	0	2	6.67%	32		2		2	R	1			
18706	ALVESTA	05/16/1953	Active	34	4	2	2	6.25%	36	32	0			N	N/R			
18707	ANEBY	10/19/1965	Active	19	1	1	0	0.00%	18	3	1		2	R	SC	N/R		
18651	ÄNGELHOLM	11/23/1955	Active	25	0	1	-1	-3.85%	27	30	3		2		M,VP,SC	24+	\$900.00	
34208	BARA	06/25/1977	Active	27	0	0	0	0.00%	27		3			N	M,SC	24+		
18646	BÅSTAD	10/15/1958	Active	30	0	2	-2	-6.25%	31	16	0			N	M,SC	N/R	\$78.52	
44173	BJERRED BJERSUND	07/02/1984	Active	11	0	0	0	0.00%	12		1		2	N	SC	N/R		
18708	BORGHOLM	06/01/1971	Active	24	0	2	-2	-7.69%	27	24	3			N		24+		
45788	BRAÅS	02/03/1986	Active	5	0	0	0	0.00%	8		8		2		M,VP,SC	N/R		
38313	BRÄKNE-HOBY	04/29/1980	Active	38	0	6	-6	-13.64%	42	11	0				VP,SC	N/R		
18648	BROMÖLLA	03/22/1960	Active	21	0	2	-2	-8.70%	23	19	1			N		N/R		
18649	DALBY	09/09/1963	Active	34	2	0	2	6.25%	33		0			N		N/R		
43368	DEGEBERGA SÖDRA GÅRDS	01/23/1984	Active	13	0	0	0	0.00%	13		9			N		N/R		
18709	EKSJÖ	09/01/1953	Active	45	1	0	1	2.27%	44		4			N	SC	N/R		
18710	EMMABODA	11/22/1955	Active	32	0	2	-2	-5.88%	36	15	0		2	R		13		
Exc Award (06/30/2018)																		
49967	FÄRJESTADEN	11/16/1989	Active	25	0	2	-2	-7.41%	26	8	0			N	M,SC	24+		
18658	HÄSSLEHOLM	12/20/1955	Active	41	3	1	2	5.13%	37	55	0			N	M,SC	N/R		
35769	HELSINGBORG KÄRNAN	06/26/1978	Active	18	2	0	2	12.50%	16		1				VP	N/R		
18659	HELSINGBORG SOFIERO	04/10/1972	Active	11	0	0	0	0.00%	11		3			N		2		
18667	HÖGANÄS	11/17/1958	Active	23	0	4	-4	-14.81%	27	24	4				VP,SC	N/R		
18718	HÖGSBY	04/01/1959	Active	27	2	0	2	8.00%	24		2			N	M,SC	24+		
18660	HÖÖR	05/04/1959	Active	28	2	3	-1	-3.45%	28	11	0		2	R	SC	24+		



Club Health Assessment for District 101 S through January 2025

			Status	Membership							Reports					Finance	LCIF	
Club Number	Club Name	Charter Date		Current Member Count	YTD Members Added	YTD Members Dropped	YTD Net Growth	YTD Net Growth%	Member Count 12 Months Ago	Avg. length of service for dropped members	Months Since Last MMR ***	Yrs. Since Last Officer Report	President Rotation	Vice President Reported ****	Months Since Last Activity Report ***	Account Balance	Donations for current Fiscal Year	
			Number of times on status quo within last two years	If below 15 members appears				If net loss is greater than 20% appears			If no report in 3 months appears in	When more than one year appears in	Number of repeat terms		Notes the officers that do not have an active	If no report at 12 months red		
18661	HÖRBY	10/10/1955	Active	46	0	0	0	0.00%	41		1			N	M	N/R		
18724	KALMAR	11/20/1953	Active	36	25	1	24	200.00%	17	0	0		2	R	M,SC	N/R		
27995	KALMAR/SKÅLBY	01/31/1974	Active	0	2	24	-22	-100.00%	23	19	3		None		P,S,T,M,VP SC	N/R		
18722	KARLSHAMN	01/11/1955	Active	29	5	2	3	11.54%	23	1	0			N		24+		
18723	KARLSKRONA	03/17/1954	Active	32	4	4	0	0.00%	28	32	0				VP	24+		
Exc Award (06/30/2018)																		
36903	KARLSKRONA JARRAMAS	04/05/1979	Active	42	1	1	0	0.00%	42	25	3		3		VP,SC	24+		
18663	KÄVLINGE	01/02/1958	Active	21	1	4	-3	-12.50%	23	3	0			IP		N/R		
18664	KLIPPAN	04/02/1958	Active	27	0	0	0	0.00%	27		9			N	SC	24+		
18666	KRISTIANSTAD	11/03/1952	Active	39	2	5	-3	-7.14%	39	16	0			N	SC	7		
Exc Award (06/30/2023, 06/30/2024)																		
18726	LAMMHULT	11/21/1962	Active	15	0	0	0	0.00%	15		8				VP	N/R		
18669	LANDSKRONA	11/15/1951	Active	22	0	0	0	0.00%	22		7				M,VP,SC	24+		
52327	LANDSKRONA CITADELLA	12/23/1991	Active	14	0	2	-2	-12.50%	16	23	0			IP	SC	24+		
35202	LÖDDEKÖPINGE	03/28/1978	Active	21	1	0	1	5.00%	20		0			N	SC	16		\$2,774.88
18671	LOMMA	02/06/1961	Active	31	3	0	3	10.71%	28		1			R	SC	N/R		\$950.92
18672	LÖNSBODA	08/29/1955	Active	19	0	2	-2	-9.52%	21	9	0			N	SC	N/R		
38649	MÄLILLA & MÖRLUNDA	06/18/1980	Active	22	0	1	-1	-4.35%	24	48	0		2	N	M,SC	N/R		\$3,083.84
53924	MALMÖ ELLENBOGEN	12/28/1992	Active	28	2	1	1	3.70%	26	25	0				VP	N/R		
18676	MALMÖ MALMÖHUS	06/02/1953	Active	10	0	0	0	0.00%	10		1		2	R		N/R		
18730	MÖNSTERÅS	09/01/1955	Active	15	0	0	0	0.00%	15		5		3		VP,SC	N/R		
18731	MÖRBYLÅNGA	12/08/1954	Active	26	6	0	6	30.00%	20		1			N	M	N/R		\$264.33
18732	NÄSSJÖ	02/02/1953	Active	37	4	0	4	12.12%	35		0			N		20		
18733	NYBRO	11/29/1957	Active	16	1	4	-3	-15.79%	21	16	2		6		VP	N/R		
18734	OLOFSTRÖM	10/27/1954	Active	19	1	0	1	5.56%	18		3		2		VP,SC	N/R		\$264.33



Club Health Assessment for District 101 S through January 2025

Club Number	Club Name	Charter Date	Status	Membership							Reports					Finance	LCIF
				Current Member Count	YTD Members Added	YTD Members Dropped	YTD Net Growth	YTD Net Growth%	Member Count 12 Months Ago	Avg. length of service for dropped members	Months Since Last MMR ***	Yrs. Since Last Officer Report	President Rotation	Vice President Reported ****	Months Since Last Activity Report ***	Account Balance	Donations for current Fiscal Year
			Number of times on status quo within last two years	If below 15 members appears				If net loss is greater than 20% appears			If no report in 3 months appears	When more than one year appears in	Number of repeat terms	Notes the officers that do not have an active	If no report at 12 months red		
18680	OSBY	11/12/1953	Active	38	3	1	2	5.56%	36	18	0			N	N/R		\$264.33
18665	ÖSTRA GÖINGE	01/24/1961	Active	23	3	1	2	9.52%	23	6	1		3	VP,SC	N/R		
18683	RAÅ	03/01/1960	Active	38	3	1	2	5.56%	36	5	3			N	M,SC	N/R	
18684	RENG HÖLLVIKEN	12/15/1966	Active	54	4	2	2	3.85%	51	9	0			N		N/R	\$9,509.59
41355	ROMELEÅSEN	05/05/1982	Active	28	1	0	1	3.70%	27		0			N	0		
18737	RONNEBY	02/15/1956	Active	5	0	0	0	0.00%	5		6		7	VP,SC	N/R		
18738	RYD	11/11/1955	Active	29	0	0	0	0.00%	29		4		2	N	SC	N/R	\$1,901.85
39886	SAXTORP	05/07/1981	Active	30	0	2	-2	-6.25%	32	11	4			N	SC	24+	
18686	SIMRISHAMN	05/13/1957	Active	33	4	3	1	3.13%	34	7	0			VP,SC	24+		
18687	SJÖBO	12/15/1955	Active	30	1	0	1	3.45%	31		0			N	24+		
18689	SKURUP	06/09/1960	Active	45	2	1	1	2.27%	45	13	3			N	SC	N/R	\$5,154.34
18690	SÖDRA SANDBY	03/13/1970	Active	20	0	1	-1	-4.76%	21	4	1			N	SC	24+	
18742	SÖLVESBORG	05/17/1960	Active	16	1	1	0	0.00%	19	0	2			N		N/R	\$264.33
47948	SÖSDALA	12/14/1987	Active	13	0	0	0	0.00%	13		9			N	SC	N/R	
18692	STAFFANSTORP	05/01/1964	Active(1)	0	0	8	-8	-100.00%	10	22	1		None	P,S,T,M,VP SC	N/R		
50838	STAFFANSTORP VIKINGEN	07/05/1990	Active	26	0	0	0	0.00%	24		0			IP	SC	N/R	
18695	SVEDALA	02/25/1960	Active	39	3	2	1	2.63%	40	38	1			N		N/R	
Exc Award (06/30/2018)																	
122617	Sweden "Be the Change"	06/24/2014	Active	7	0	0	0	0.00%	7		7		12	M,VP,SC	24+		
18744	TINGSRYD	04/12/1967	Active	49	1	0	1	2.08%	48		5			N		N/R	
18697	TOLLARP	10/18/1970	Active	22	2	3	-1	-4.35%	23	4	0		2	R	SC	N/R	
18746	TORSÅS	06/03/1969	Active	35	3	1	2	6.06%	34	7	2				M,VP,SC	24+	
18745	TRANÅS	06/02/1954	Active	28	1	0	1	3.70%	27		2		2		M,VP,SC	N/R	
18700	TRELLEBORG	12/12/1951	Active	15	0	0	0	0.00%	15		10				M,VP,SC	24+	
18701	TYRINGE	11/25/1969	Active	32	2	0	2	6.67%	30		4			N	SC	N/R	



Club Health Assessment for District 101 S through January 2025

INTERNATIONAL

Club Number	Club Name	Charter Date	Status	Membership						Reports					Finance		LCIF
				Current Member Count	YTD Members Added	YTD Members Dropped	YTD Net Growth	YTD Net Growth%	Member Count 12 Months Ago	Avg. length of service for dropped members	Months Since Last MMR ***	Yrs. Since Last Officer Report	President Rotation	Vice President Reported ****	Months Since Last Activity Report ***	Account Balance	
			Number of times on status quo within last two years	If below 15 members appears				If net loss is greater than 20% appears			If no report in 3 months appears in	When more than one year appears in	Number of repeat terms	Notes the officers that do not have an active	If no report at 12 months red		
18747	UPPVIDINGE	01/16/1968	Active	17	0	0	0	0.00%	22		7		2	N	M,SC	N/R	
18702	VALLÅKRA RYDEBÄCK	02/03/1969	Active(1)	18	0	0	0	0.00%	18		0		6	N		24+	
18749	VÅSTERVIK	04/07/1954	Active	39	3	2	1	2.63%	34	20	1			N		N/R	
29500	VÄXJÖ DACKE	06/19/1974	Active	20	2	1	1	5.26%	23	11	0		2	R	SC	N/R	
18703	VELLINGE	05/05/1969	Active	27	9	2	7	35.00%	19	9	0				M,VP,SC	N/R	
18751	VETLANDA	02/14/1951	Active	28	0	4	-4	-12.50%	31	16	0			N		24+	
18752	VIMMERBY	05/25/1954	Active	18	1	2	-1	-5.26%	20	6	0			N		24+	
54288	VIMMERBY LINNEA	03/30/1993	Active	18	1	1	0	0.00%	19	27	0			N	SC	24+	
37837	VINSLÖV	12/21/1979	Active	36	1	2	-1	-2.70%	38	16	1			N		N/R	\$440.56
18753	VIRSERUM	05/08/1959	Active	29	1	1	0	0.00%	29	2	2		3	N		N/R	
18704	VITTSJÖ BJÄRNUM	11/15/1967	Active	13	0	2	-2	-13.33%	15	36	0		3	R	SC	N/R	
46731	WÄ	12/22/1986	Active	16	0	0	0	0.00%	14		6				VP	N/R	
18705	YSTAD	10/06/1952	Active	46	2	2	0	0.00%	43	6	2			N	SC	24+	\$6,608.31

Clubs Cancelled Previous Fiscal Year – Clubs Cancelled within last 12 months may be reinstated

Club Number	Club Name	Charter Date	Current Status*	Cancellation Date
18652	ESLÖV	11/22/1954	Cancelled(6*)	01/29/2024

Current Total Clubs Count	YTD New Clubs Count	YTD Cancelled Clubs Count	YTD Net Club Gain	Current Total Members Count	YTD Add	YTD Drop	YTD Net Growth	YTD Net Growth %	Member Count 12 Months Ago	Average Member Count Per Club	% of Clubs with less than 20 members	% No MMR in 3 Months	% No Officer Report in 12 Months	% of Clubs with balance 90+ days	Number of Clubs in Status Quo	% Status Quo Clubs in Financial Suspension	Number of Cancelled Clubs	Average Cancelled Club Age	Members Lost Due to Cancellation	% of Clubs Cancelled for Non-Financial Reasons
83	0	0	0	2,167	131	126	5	0.23%	2,172	26	31%	34%	0%	0%	0	0%	0	0	0	0%

* - P - Priority Club. Cancellation Reasons: 1-Objectives/conduct, 2-Non-active club, 5-Non-existing club, 6-Disbanding, 7-Merger, 8-Financial Suspension, 9-District/Multiple District Dues.

** - Abbreviation: P-President, S-Secretary, T-Treasurer, M-Member Chairperson, VP-First Vice President, MC-Communications Chairperson, SC-Service Chairperson

*** - Abbreviation: N/R - Never reported using the Lions Clubs website, N/A - Not applicable, No password registered for the Lions Clubs website.

**** - Abbreviation: N - New, IP - Immediate Past, R - Repeat.



Club Health Assessment for District 101 V through January 2025

			Status	Membership							Reports					Finance		LCIF
Club Number	Club Name	Charter Date		Current Member Count	YTD Members Added	YTD Members Dropped	YTD Net Growth	YTD Net Growth%	Member Count 12 Months Ago	Avg. length of service for members	Months Since Last MMR ***	Yrs. Since Last Officer Report	President Rotation	Vice President Reported ****	Months Since Last Activity Report ***	Account Balance	Donations for current Fiscal Year	
			Number of times on status quo within last two years	If below 15 members appears				If net loss is greater than 20% appears			If no report in 3 months appears in	When more than one year appears in	Number of repeat terms	Notes the officers that do not have an active	If no report at 12 months appears in red			
Clubs more than two years old																		
18795	ALINGSÅS	03/28/1956	Active	31	1	1	0	0.00%	31	3	5			N	M,SC	N/R		
Exc Award (06/30/2018, 06/30/2023)																		
18796	AMNEHÄRAD	01/16/1963	Active	18	1	1	0	0.00%	19	6	2			N	SC	N/R		
41191	BANKERYD	04/30/1982	Active	36	3	2	1	2.86%	37	2	3			N	M,SC	1		
18797	BJÄRKE	04/06/1964	Active	25	0	0	0	0.00%	23		3			N		24+		
18798	BORÅS	05/26/1955	Active	10	0	2	-2	-16.67%	13	14	0		None	R	P,T	24+		
18758	BRÅLANDA	02/09/1955	Active	55	1	0	1	1.85%	53		2			N	M,SC	N/R		
Exc Award (06/30/2023)																		
18650	ELDSBERGA	11/27/1969	Active	6	0	4	-4	-40.00%	10	24	1		2		VP	N/R		
18653	FALKENBERG	01/20/1954	Active	25	2	2	0	0.00%	25	16	0		2	N	S,M,SC	24+		
18800	FALKÖPING	11/26/1952	Active	14	0	0	0	0.00%	14		10		3		VP,SC	24+	\$130.61	
84793	FALKÖPING ÄLLA	02/01/2005	Active	19	0	1	-1	-5.00%	20	11	1			N	M,SC	24+		
18762	FÄRGELANDA	11/15/1961	Active	22	2	0	2	10.00%	18		0			N	M,SC	N/R		
Exc Award (06/30/2023)																		
18801	FLOBY	05/06/1958	Active	16	0	0	0	0.00%	15		7			N	M,SC	24+		
41836	FRISTAD	09/08/1982	Active	25	0	1	-1	-3.85%	24	11	5			N	S,M,SC	8		
Exc Award (06/30/2024)																		
18711	GISLAVED ANDERSTORP	03/04/1959	Active	52	3	3	0	0.00%	52	36	0			N	M,SC	24+		
18715	GNOSJÖ	06/16/1961	Active	32	0	0	0	0.00%	31		4			N	M,VP,SC	N/R		
55067	GÖTEBORG TUVE SÄVE	11/23/1993	Active	35	0	1	-1	-2.78%	35	8	2			N		N/R	\$2,766.53	
18804	GÖTENE	11/22/1955	Active	23	0	1	-1	-4.17%	26	47	4			N	SC	24+		
18766	GOTHENBURG	05/02/1956	Active	19	0	1	-1	-5.00%	21	40	5			N	M,SC	24+		
	GATHENHJELM																	
18717	HABO	10/30/1958	Active	32	0	1	-1	-3.03%	31	28	4				VP	N/R		
Exc Award (06/30/2017)																		
18655	HALMSTAD	11/23/1948	Active(1)	9	1	0	1	12.50%	4		0				S,M,VP,SC	N/R		




Club Health Assessment for District 101 V through January 2025

			Status	Membership							Reports					Finance		LCIF
Club Number	Club Name	Charter Date		Current Member Count	YTD Members Added	YTD Members Dropped	YTD Net Growth	YTD Net Growth%	Member Count 12 Months Ago	Avg. length of service for dropped members	Months Since Last MMR ***	Yrs. Since Last Officer Report	President Rotation	Vice President Reported ****	Months Since Last Activity Report ***	Account Balance	Donations for current Fiscal Year	
			Number of times on status quo within last two years	If below 15 members appears			If net loss is greater than 20% appears				If no report in 3 months appears in	When more than one year appears in	Number of repeat terms		Notes the officers that do not have an active	If no report at 12 months appears in red		
18657	HARPLINGE	02/12/1971	Active	18	3	5	-2	-10.00%	20	9	0			N		N/R		
18806	HERRLJUNGA	06/21/1966	Active	30	1	4	-3	-9.09%	33	24	0			N	M,SC	24+		
Exc Award (06/30/2018, 06/30/2024)																		
18802	HINDÅS	02/01/1957	Active	27	0	0	0	0.00%	26		9		2	R	SC	24+		
Exc Award (06/30/2019)																		
18808	HJO	05/27/1964	Active	32	0	9	-9	-21.95%	39	8	1		3	N	SC	24+		
18807	HORRED	04/03/1968	Active	14	1	1	0	0.00%	14	14	4			N	SC	24+		
18803	HOVA	04/28/1966	Active	2	0	0	0	0.00%	2		5		17		P,M,VP,SC	N/R		
18713	HUSKVARNA	03/09/1959	Active	15	1	0	1	7.14%	12		6			N	SC	24+		\$453.02
18662	HYLTEBRUK	05/11/1960	Active	15	2	3	-1	-6.25%	17	12	0				M,VP,SC	N/R		\$144.23
18809	JÄRPÅS	02/05/1968	Active	18	0	1	-1	-5.26%	19	2	0			N		24+		\$453.02
18810	KARLSBORG	04/04/1956	Active	20	0	0	0	0.00%	20		8		5		VP,SC	24+		\$927.61
18811	KINNA-SKENE	01/18/1955	Active	14	1	0	1	7.69%	14		0			N	SC	N/R		
18812	KVÄNUM	01/12/1956	Active	19	0	1	-1	-5.00%	22	40	4			N	M,SC	24+		
18668	LAHOLM	04/05/1951	Active	34	0	0	0	0.00%	31		7				S,T,M,VP,SC	N/R		
18775	LILLA EDET	03/18/1958	Active	19	1	1	0	0.00%	20	45	3			R	M,SC	N/R		
18814	LYRESTAD HASSLERÖR	02/06/1970	Active	19	0	0	0	0.00%	20		7			N	M,VP,SC	24+		
18815	MARIESTAD	02/26/1954	Active	43	0	0	0	0.00%	43		6				M,VP,SC	24+		
18779	MELLERUD	01/15/1955	Active	10	0	1	-1	-9.09%	11	41	3		6	R	M,SC	24+		
18780	MÖLNDAL	12/04/1956	Active	30	0	0	0	0.00%	29		2		10		M,VP,SC	11		
18761	MUNKEDAL	02/26/1959	Active	12	1	0	1	9.09%	11		3		3	N	SC	13		
18818	NOSSEBRO	11/24/1958	Active	30	0	0	0	0.00%	30		4			N		24+		
18782	ORUST	10/10/1970	Active	17	0	0	0	0.00%	17		5			N		10		\$463.81
18681	OSKARSTRÖM	05/16/1956	Active	9	0	0	0	0.00%	10		0			IP	SC	24+		\$271.81
18783	PARTILLE	04/24/1957	Active	41	2	2	0	0.00%	42	6	0			N	SC	24+		



Club Health Assessment for District 101 V through January 2025

			Status	Membership							Reports					Finance	LCIF	
Club Number	Club Name	Charter Date		Current Member Count	YTD Members Added	YTD Members Dropped	YTD Net Growth	YTD Net Growth%	Member Count 12 Months Ago	Avg. length of service for dropped members	Months Since Last MMR ***	Yrs. Since Last Officer Report	President Rotation	Vice President Reported ****	Months Since Last Activity Report ***	Account Balance	Donations for current Fiscal Year	
			Number of times on status quo within last two years	If below 15 members appears				If net loss is greater than 20% appears			If no report in 3 months appears in	When more than one year appears in	Number of repeat terms		Notes the officers that do not have an active	If no report at 12 months appears in red		
48926	REFTELE BREDARYD	10/06/1988	Active	42	0	0	0	0.00%	39		8				S,T,M,VP,SC	24+		
33438	SÅTILA-HYSSNA	03/14/1977	Active	11	0	1	-1	-8.33%	12	19	5				M,VP,SC	N/R		
18685	SIMLÅNGSDALEN	06/01/1964	Active	16	0	1	-1	-5.88%	19	28	1		5	R	SC	N/R		
18820	SKARA	11/16/1954	Active	20	0	3	-3	-13.04%	24	25	4		6	R	SC	24+		
58441	SKARA LISA	06/26/1996	Active	19	1	0	1	5.56%	18		1		2	N	SC	24+		
18821	SKÖVDE	03/28/1952	Active	12	0	1	-1	-7.69%	13	42	0		5		M,VP,SC	N/R		
18822	SKULTORP	01/25/1966	Active	21	0	0	0	0.00%	18		3				VP	N/R		
18741	SMÅLANDSSTENAR	03/27/1961	Active	25	0	0	0	0.00%	25		3			N	SC	7		
18691	SÖNDRUM-TYLÖSAND	03/21/1963	Active	17	1	1	0	0.00%	19	13	0		2	N	M,SC	N/R		
18771	SOTENÄS	10/08/1954	Active	30	4	7	-3	-9.09%	33	9	0		5	R	M,SC	24+		
18787	STENUNGSUND	02/25/1959	Active	21	1	0	1	5.00%	21		0			N	M,SC	24+		
18693	SUSEDALLEN	06/12/1973	Active	41	3	1	2	5.13%	40	4	1			N		24+		
40436	SVANSJÖ	10/21/1981	Active	15	2	9	-7	-31.82%	22	11	1			N		24+		\$341.81
18824	SVENLJUNGA	09/08/1965	Active	31	1	2	-1	-3.13%	32	17	1			N	SC	N/R		
18827	TIBRO	03/30/1955	Active	27	1	1	0	0.00%	27	9	2			N	M,SC	N/R		
18825	TIDAHOLM	11/20/1956	Active	45	1	1	0	0.00%	43	1	0			N		0		
Exc Award (06/30/2023)																		
18789	TJÖRN	04/17/1970	Active	23	5	2	3	15.00%	20	7	1		2	R		24+		\$3,224.77
38071	TORUP	02/06/1980	Active	17	0	0	0	0.00%	17		8			N	M,SC	N/R		
18829	TRANEMO	02/19/1963	Active	21	2	0	2	10.53%	19		5			R	M	1		\$40.00
18791	UDDEVALLA	12/16/1952	Active	10	2	0	2	25.00%	10		2				VP,SC	1		\$463.81
18830	ULRICEHAMN	01/12/1954	Active	33	2	1	1	3.13%	33	42	0			N	SC	N/R		
18792	VÄNERSBORG	01/14/1954	Active	25	3	2	1	4.17%	24	6	2		3	R	M,SC	24+		\$100.00
18831	VARA	03/15/1966	Active	24	4	1	3	14.29%	21	0	0			N	M,SC	N/R		
18793	VARBERG	01/15/1954	Active	17	0	1	-1	-5.56%	19	54	2				VP	N/R		



Club Health Assessment for District 101 V through January 2025

			Status	Membership							Reports					Finance	LCIF
Club Number	Club Name	Charter Date		Current Member Count	YTD Members Added	YTD Members Dropped	YTD Net Growth	YTD Net Growth%	Member Count 12 Months Ago	Avg. length of service for dropped members	Months Since Last MMR ***	Yrs. Since Last Officer Report	President Rotation	Vice President Reported ****	Months Since Last Activity Report ***	Account Balance	Donations for current Fiscal Year
			Number of times on status quo within last two years	If below 15 members appears				If net loss is greater than 20% appears			If no report in 3 months appears in	When more than one year appears in	Number of repeat terms	Notes the officers that do not have an active	If no report at 12 months appears in red		
18832	VÄRGÅRDA	11/23/1965	Active	31	2	0	2	6.90%	29		0			N	SC	N/R	
18748	VÄRNAMO	11/06/1953	Active	38	1	1	0	0.00%	38	28	0			N	SC	N/R	
18833	VEDUM	02/27/1963	Active	19	0	0	0	0.00%	18		3			N	M,SC	N/R	\$48.71

Clubs Cancelled Previous Fiscal Year – Clubs Cancelled within last 12 months may be reinstated

Club Number	Club Name	Charter Date	Current Status*	Cancellation Date
18776	LINDOME	06/08/1967	Cancelled(6*)	04/29/2024
18740	SKILLINGARYD VAGGERYD	10/23/1952	Cancelled(6*)	06/29/2024

Current Total Clubs Count	YTD New Clubs Count	YTD Cancelled Clubs Count	YTD Net Club Gain	Current Total Members Count	YTD Add	YTD Drop	YTD Net Growth	YTD Net Growth %	Member Count 12 Months Ago	Average Member Count Per Club	% of Clubs with less than 20 members	% No MMR in 3 Months	% No Officer Report in 12 Months	% of Clubs with balance 90+ days	Number of Clubs in Status Quo	% Status Quo Clubs in Financial Suspension	Number of Cancelled Clubs	Average Cancelled Club Age	Members Lost Due to Cancellation	% of Clubs Cancelled for Non-Financial Reasons
70	0	0	0	1,643	63	85	-22	-1.32%	1,657	23	46%	46%	0%	0%	0	0%	0	0	0	0%

* - P - Priority Club. Cancellation Reasons: 1-Objectives/conduct, 2-Non-active club, 5-Non-existing club, 6-Disbanding, 7-Merger, 8-Financial Suspension, 9-District/Multiple District Dues.

** - Abbreviation: P-President, S-Secretary, T-Treasurer, M-Member Chairperson, VP-First Vice President, MC-Communications Chairperson, SC-Service Chairperson

*** - Abbreviation: N/R - Never reported using the Lions Clubs website, N/A - Not applicable, No password registered for the Lions Clubs website.

**** - Abbreviation: N - New, IP - Immediate Past, R - Repeat.




Club Health Assessment for District 104 A through January 2025

			Status	Membership							Reports					Finance		LCIF			
Club Number	Club Name	Charter Date		Current Member Count	YTD Members Added	YTD Members Dropped	YTD Net Growth	YTD Net Growth%	Member Count 12 Months Ago	Avg. length of service for dropped members	Months Since Last MMR ***	Yrs. Since Last Officer Report	President Rotation	Vice President Reported ****	Months Since Last Activity Report ***	Account Balance	Donations for current Fiscal Year				
			Number of times on status quo within last two years	If below 15 members appears					If net loss is greater than 20% appears						If no report in 3 months appears in	When more than one year appears in	Number of repeat terms	Notes the officers that do not have an active red	If no report in 12 months appears in red		
Clubs more than two years old																					
30111	BALLANGEN	01/06/1975	Active	21	1	0	1	5.00%	19		0		3	N	M	0	90+ Days				
35780	BALSFJORD	06/07/1978	Active	24	4	0	4	20.00%	20		0		2	R	M,SC	9					
42676	BARDU	05/12/1983	Active	21	1	2	-1	-4.55%	22	21	0		2	R	SC	4					
28194	BODØ BODIN	03/20/1974	Active	18	0	1	-1	-5.26%	19	45	0		3	N	M,SC	11					
88003	DYRØY	05/06/2005	Active	18	1	0	1	5.88%	17		4			N	SC	6					
19482	EVENES	02/10/1972	Active	21	1	1	0	0.00%	21	15	0		2	R	M,SC	N/A					
19483	FAUSKE	02/16/1959	Active	14	0	2	-2	-12.50%	14	16	1		2	R	M,SC	2					
19484	FINNSNES	12/05/1961	Active	39	1	3	-2	-4.88%	42	6	4			N	M,SC	0					
19501	FLAKSTAD-MOSKENES	10/02/1966	Active	15	0	0	0	0.00%	15		0		2	N	T,M	0					
19485	GILDESKÅL	03/17/1965	Active	10	0	0	0	0.00%	10		5		4	R	T,M,SC	10		\$2,000.00			
19487	HAMMERFEST	09/26/1961	Active	14	0	0	0	0.00%	15		4		14	R	M,SC	11					
38323	HASVIK	04/14/1980	Active	9	1	1	0	0.00%	13	3	0		5	N	M,SC	10					
19489	HEMNESBERGET	01/04/1964	Active	18	0	0	0	0.00%	18		6			R	M,SC	24+					
39889	INDERØY	05/05/1981	Active	22	0	0	0	0.00%	22		6				M,VP,SC	N/A					
19493	KIRKENES	03/03/1965	Active	18	0	0	0	0.00%	18		6		4	R	M,SC	24+	\$1,030.55				
19495	KJØPSVIK	04/05/1965	Active	8	0	1	-1	-11.11%	9	33	1		11		T,M,VP,SC	3					
19532	LEVANGER	10/11/1960	Active	27	2	2	0	0.00%	27	12	0		4	R	M,SC	20					
48477	LEVANGER/SKEYNA	04/25/1988	Active	28	1	2	-1	-3.45%	32	20	2			R	M,SC	9	\$1,000.21				
19497	LØDINGEN	10/12/1967	Active	26	1	1	0	0.00%	27	27	1			N	M,SC	9					
19498	LOFOTEN	02/11/1960	Active	34	1	1	0	0.00%	34	5	0		3	N	S,M,SC	21					
19536	MALM	02/25/1971	Active	27	1	1	0	0.00%	27	4	0		2		VP,SC	0					
19499	MÅLSELV	03/06/1962	Active	14	0	1	-1	-6.67%	16	5	1		3	N	M,SC	19					
Exc Award (06/30/2023)																					
33717	MALVIK	04/26/1977	Active	26	4	1	3	13.04%	23	8	0			N	M,SC	9	\$1,000.00				



Club Health Assessment for District 104 A through January 2025

			Status	Membership							Reports					Finance	LCIF	
Club Number	Club Name	Charter Date		Current Member Count	YTD Members Added	YTD Members Dropped	YTD Net Growth	YTD Net Growth%	Member Count 12 Months Ago	Avg. length of service for dropped members	Months Since Last MMR ***	Yrs. Since Last Officer Report	President Rotation	Vice President Reported ****	Months Since Last Activity Report ***	Account Balance	Donations for current Fiscal Year	
			Number of times on status quo within last two years	If below 15 members appears				If net loss is greater than 20% appears			If no report in 3 months appears in	When more than one year appears in	Number of repeat terms		Notes the officers that do not have an active	If no report at 12 months appears in red		
35071	MELHUS	02/21/1978	Active	16	1	3	-2	-11.11%	18	34	5				M,VP,SC	24+		
19500	MO I RANA	12/15/1957	Active	13	1	2	-1	-7.14%	14	13	0		2		M,VP,SC	2		
63895	MO I RANA/STELLA POLARIS	01/02/2001	Active	12	2	0	2	20.00%	11		1		2	R	M,SC	19		
19538	NAMSOS	07/04/1966	Active	28	0	0	0	0.00%	26		6				M,VP,SC	24+		
19503	NARVIK	03/10/1961	Active	22	1	1	0	0.00%	22	52	0				M,VP,SC	13		
51464	NARVIK/SVARTA BJØRN	03/25/1991	Active	26	1	2	-1	-3.70%	28	29	0			R	M,SC	0		
19490	NORDKAPP	11/22/1964	Active(1)	20	0	0	0	0.00%	20		6			N	M,SC	N/R		
64480	OPPDAL/KJERRINGROKK	06/14/2001	Active	31	2	4	-2	-6.06%	35	4	0		5	N	SC	0		
19542	ORKDAL	02/17/1965	Cancelled(6*)	0	0	10	-10	-100.00%	11	15	4	1	None		P,S,T,M,VP SC	10	90+ Days	
19506	ØRNES	03/18/1965	Active	18	0	0	0	0.00%	16		0			N	M,SC	21		
40023	OVERHALLA	06/11/1981	Active	10	0	0	0	0.00%	10		6	1	None		P,S,T,M,VP SC	N/A		
28193	PORSANGER	03/25/1974	Active	24	0	4	-4	-14.29%	30	13	0		None	R	P,M,SC	19		
39632	RENNEBU	03/30/1981	Active	25	8	2	6	31.58%	19	10	0			IP	M,SC	24+		
37247	RISSA	06/12/1979	Cancelled(6*)	0	0	0	0	0.00%	18		5	1	None		P,S,T,M,VP SC	24+		
33230	RØROS	01/21/1977	Active	26	2	2	0	0.00%	26	10	0			R	M,SC	9		
19507	SALTDAL	02/21/1961	Active	18	0	2	-2	-10.00%	22	2	0			N	M	0		
41523	SØRFOLD	06/30/1982	Active	16	0	1	-1	-5.88%	17	6	0		2	R	M,SC	2		
33042	SØRREISA	11/30/1976	Active	34	7	5	2	6.25%	33	16	0			N	M,SC	0		
121146	Steinkjer	01/16/2014	Active	17	1	0	1	6.25%	15		3		2		S,M,VP,SC	24+		
19552	STJØRDAL	01/24/1967	Active	31	0	4	-4	-11.43%	37	22	4		2	N	M,SC	7		
63496	STJØRDAL/VARNES	08/02/2000	Active	15	0	7	-7	-31.82%	22	17	0		5	R	T,SC	7		
37072	STØREN	05/10/1979	Active	15	0	1	-1	-6.25%	17	12	0		3		M,VP,SC	0		
30651	TANA-NESSEBY	04/29/1975	Active	24	1	7	-6	-20.00%	36	12	0			N	SC	24+		\$1,000.00
19553	TRONDHEIM	04/26/1954	Active	19	2	2	0	0.00%	18	28	1		2	N	M,SC	0		
118878	TRONDHEIM STUDENT	03/18/2013	Active(1)	3	0	0	0	0.00%	3		6	3	None		P,S,T,M,VP SC	N/R		



Club Health Assessment for District 104 A through January 2025

Club Number	Club Name	Charter Date	Status	Membership							Reports					Finance	LCIF
				Current Member Count	YTD Members Added	YTD Members Dropped	YTD Net Growth	YTD Net Growth%	Member Count 12 Months Ago	Avg. length of service for dropped members	Months Since Last MMR ***	Yrs. Since Last Officer Report	President Rotation	Vice President Reported ****	Months Since Last Activity Report ***	Account Balance	Donations for current Fiscal Year
			Number of times on status quo within last two years	If below 15 members appears				If net loss is greater than 20% appears			If no report in 3 months appears	When more than one year appears in	Number of repeat terms	Notes the officers that do not have an active	If no report at 12 months appears in red		
19554	TRONDHEIM VEST	02/01/1971	Active	15	2	1	1	7.14%	14	5	0			N	M,SC	2	
19514	VADSØ	03/10/1965	Active	12	0	5	-5	-29.41%	18	6	1		4	R	SC	N/R	
19559	VERDAL	06/04/1968	Active	34	4	0	4	13.33%	31		0			N	M,SC	24+	
51508	VERDAL/STIKLESTAD	04/09/1991	Active	27	2	0	2	8.00%	25		0				M,VP	11	

Clubs Cancelled Previous Fiscal Year – Clubs Cancelled within last 12 months may be reinstated

Club Number	Club Name	Charter Date	Current Status*	Cancellation Date
19477	ALTA	01/21/1965	Cancelled(6*)	08/29/2023
19478	ANDENES	06/16/1967	Cancelled(6*)	09/29/2023
58905	MALVIK/SAXEDATTER	12/09/1996	Cancelled(6*)	12/29/2023
19502	MOSJØEN	10/09/1961	Cancelled(8*)	06/29/2024
19513	TROMSØ	06/08/1955	Cancelled(6*)	06/29/2024

Current Total Clubs Count	YTD New Clubs Count	YTD Cancelled Clubs Count	YTD Net Club Gain	Current Total Members Count	YTD Add	YTD Drop	YTD Net Growth	YTD Net Growth %	Member Count 12 Months Ago	Average Member Count Per Club	% of Clubs with less than 20 members	% No MMR in 3 Months	% No Officer Report in 12 Months	% of Clubs with balance 90+ days	Number of Clubs in Status Quo	% Status Quo Clubs in Financial Suspension	Number of Cancelled Clubs	Average Cancelled Club Age	Members Lost Due to Cancellation	% of Clubs Cancelled for Non-Financial Reasons
50	0	2	-2	1,023	57	85	-28	-2.66%	1,092	20	50%	28%	4%	2%	0	0%	2	189	10	50%

* - P - Priority Club. Cancellation Reasons: 1-Objectives/conduct, 2-Non-active club, 5-Non-existing club, 6-Disbanding, 7-Merger, 8-Financial Suspension, 9-District/Multiple District Dues.

** - Abbreviation: P-President, S-Secretary, T-Treasurer, M-Member Chairperson, VP-First Vice President, MC-Communications Chairperson, SC-Service Chairperson

*** - Abbreviation: N/R - Never reported using the Lions Clubs website, N/A - Not applicable, No password registered for the Lions Clubs website.

**** - Abbreviation: N - New, IP - Immediate Past, R - Repeat.




Club Health Assessment for District 104 B through January 2025

			Status	Membership							Reports					Finance		LCIF
Club Number	Club Name	Charter Date		Current Member Count	YTD Members Added	YTD Members Dropped	YTD Net Growth	YTD Net Growth%	Member Count 12 Months Ago	Avg. length of service for dropped members	Months Since Last MMR ***	Yrs. Since Last Officer Report	President Rotation	Vice President Reported ****	Months Since Last Activity Report ***	Account Balance	Donations for current Fiscal Year	
			Number of times on status quo within last two years	If below 15 members appears					If net loss is greater than 20% appears			If no report in 3 months appears in	When more than one year appears in	Number of repeat terms	Notes the officers that do not have an active	If no report at 12 months appears in red		
Clubs more than two years old																		
19520	ÅLESUND/BORGUND	08/30/1963	Active	32	0	0	0	0.00%	32		2		3	R	M	0	\$1,120.00	
49152	ÅLESUND/RUNDSKUE	01/16/1989	Active	34	0	2	-2	-5.56%	33	9	3			N	M	0		
39708	ÅLESUND/VEGSUND	04/02/1981	Active	38	1	0	1	2.70%	36		0			N	M,SC	3		
19648	ÅRNES	10/20/1966	Active	48	1	0	1	2.13%	46		2			N	M,SC	0		
19519	ÅSNES	04/17/1973	Active	28	1	1	0	0.00%	27	38	1			N	M,SC	0		
19521	BRUMUNDDAL	09/28/1964	Active	15	0	1	-1	-6.25%	20	51	2				M,VP	0		
19523	EIDSKOG	12/01/1969	Active	39	1	2	-1	-2.50%	39	9	0			N	M,SC	19		
19654	EIDSVOLL	04/24/1959	Active	42	4	1	3	7.69%	40	3	1			N	M,SC	0		
40317	EIDSVOLL SØR	08/28/1981	Active	29	1	0	1	3.57%	25		3			N	M,SC	24+		
19524	ELVERUM	04/20/1965	Active	32	2	3	-1	-3.03%	35	3	0			N	SC	1		
32325	ENGERDAL-RENDALEN	05/28/1976	Active	10	0	3	-3	-23.08%	13	11	1		3	N	M,SC	1		
33866	FOLLDAL	05/05/1977	Active	16	1	0	1	6.67%	15		6		2	R	M,SC	0		
45143	FURNES	06/18/1985	Active	28	2	4	-2	-6.67%	29	15	0		2	N	M,SC	0		
34538	GAUSDAL	10/21/1977	Active	30	0	0	0	0.00%	29		6			N	M,SC	0		
36990	GJERDRUM	04/26/1979	Active	27	1	1	0	0.00%	28	17	4			N	M,SC	1		
19526	GJØVIK	01/19/1952	Active	26	3	1	2	8.33%	23	0	0			N	M,SC	4		
19528	GRUE	11/02/1966	Active	28	0	0	0	0.00%	28		0				T,M,VP,SC	19		
52786	HARAM	04/01/1992	Active	18	1	2	-1	-5.26%	22	2	0			N	T,SC	0		
133685	Innlandet	02/01/2018	Active	22	1	3	-2	-8.33%	24	8	0		2		M,VP,SC	24+		
19530	JEVNAKER	12/04/1969	Active	26	0	4	-4	-13.33%	30	14	0			N	SC	0		
19531	KONGSVINGER	09/18/1965	Active	23	1	0	1	4.55%	23		3		2		M,VP,SC	1		
32101	KRISTIANSUND	04/26/1976	Active	9	0	0	0	0.00%	8		6		8	R	T,M,SC	24+		
78411	KRISTIANSUND/KRINGSJÅ	03/10/2004	Active	14	0	5	-5	-26.32%	19	11	0				M,VP,SC	8		
19533	LILLEHAMMER	10/13/1956	Active	14	0	1	-1	-6.67%	14	3	2		3		M,VP	0		



Club Health Assessment for District 104 B through January 2025

			Status	Membership							Reports					Finance	LCIF	
Club Number	Club Name	Charter Date		Current Member Count	YTD Members Added	YTD Members Dropped	YTD Net Growth	YTD Net Growth%	Member Count 12 Months Ago	Avg. length of service for dropped members	Months Since Last MMR ***	Yrs. Since Last Officer Report	President Rotation	Vice President Reported ****	Months Since Last Activity Report ***	Account Balance	Donations for current Fiscal Year	
			Number of times on status quo within last two years	If below 15 members appears					If net loss is greater than 20% appears			If no report in 3 months appears in	When more than one year appears in	Number of repeat terms	Notes the officers that do not have an active	If no report at 12 months appears in red		
30605	LØTEN	04/16/1975	Active	16	1	0	1	6.67%	15		0				VP,SC	0		
19537	MOLDE	11/11/1970	Active	12	0	0	0	0.00%	13		6		2		M,VP,SC	24+		
42299	MOLDE/FANNEFJORD	02/28/1983	Active	14	0	1	-1	-6.67%	17	25	6				M,VP,SC	24+		
32229	NANNESTAD	05/18/1976	Active	31	0	0	0	0.00%	33		0			N	M,SC	19		
50137	NES HEDMARK	01/31/1990	Active	13	1	6	-5	-27.78%	19	8	0		2		M,VP,SC	0		
40891	NORD-AURDAL	02/09/1982	Active	35	0	1	-1	-2.78%	35	43	0			N	M,SC	0		
19584	NORDFJORDEID	09/22/1970	Active	19	0	1	-1	-5.00%	20	45	3				M,VP,SC	0		
19525	NORD-FRON	01/06/1971	Active	28	0	2	-2	-6.67%	28	8	0		2	R	M,SC	0		
19539	NORDRE LAND	03/14/1972	Active	11	0	1	-1	-8.33%	13	40	1				M,VP	0		
19540	ODAL	05/02/1968	Active	39	1	4	-3	-7.14%	43	31	0		2	N	M,SC	13		\$50.00
38658	ØRSTA	06/24/1980	Active	15	0	3	-3	-16.67%	18	13	1				M,VP,SC	0		
19544	ØSTRE TOTEN	05/05/1972	Active	24	4	1	3	14.29%	22	7	1			N	SC	0		
19545	ØYER-TRETEN	05/25/1973	Active	21	0	0	0	0.00%	23		6		3	R	M	1		
19546	RENA	04/06/1970	Active	25	1	0	1	4.17%	23		5				M,VP,SC	24+		
33559	RINGEBU-FÅVANG	03/22/1977	Active	31	1	0	1	3.33%	31		3			N	M,SC	0		
19547	RINGSAKER	02/11/1966	Active	41	0	1	-1	-2.38%	40	2	3			N	SC	0		
43639	RINGSAKER NORD	03/06/1984	Active	12	0	0	0	0.00%	12		6			R	T,M	1		
33964	ROMEDAL	05/27/1977	Active	29	0	0	0	0.00%	32		5			N	SC	0		
42300	SKODJE	02/14/1983	Active	28	0	2	-2	-6.67%	29	31	0		2	N	M,SC	0		
37742	SØR-FRON	11/30/1979	Active	16	2	2	0	0.00%	17	34	0		3	R	M,SC	1		
19549	STANGE	12/10/1969	Active	24	2	0	2	9.09%	23		0				M,VP,SC	1		
19550	STOR-ELVDAL	04/28/1970	Active	30	0	0	0	0.00%	29		6			N	M,SC	2		
46056	STORHAMAR	04/22/1986	Active	25	1	1	0	0.00%	21	10	3		2	R	M,SC	0		
Exc Award (06/30/2024)																		
38659	STRANDA	06/18/1980	Active	23	0	0	0	0.00%	24		2			R	M,SC	14		



Club Health Assessment for District 104 B through January 2025

			Status	Membership							Reports					Finance		LCIF
Club Number	Club Name	Charter Date		Current Member Count	YTD Members Added	YTD Members Dropped	YTD Net Growth	YTD Net Growth%	Member Count 12 Months Ago	Avg. length of service for dropped members	Months Since Last MMR ***	Yrs. Since Last Officer Report	President Rotation	Vice President Reported ****	Months Since Last Activity Report ***	Account Balance	Donations for current Fiscal Year	
			Number of times on status quo within last two years	If below 15 members appears				If net loss is greater than 20% appears			If no report in 3 months appears in	When more than one year appears in	Number of repeat terms	Notes the officers that do not have an active	If no report at 12 months appears in red			
88633	STRANDA/EMBLA	06/14/2005	Active	23	5	0	5	27.78%	18		1			N	M,SC	0	\$140.00	
19599	STRYN	04/18/1966	Active	31	0	1	-1	-3.13%	29	2	2			N	M,SC	0		
29507	SULA	06/07/1974	Active	17	1	1	0	0.00%	17	13	0		2		M,VP,SC	N/A		
41524	SYKKYLVEN	06/22/1982	Active	48	5	1	4	9.09%	42	1	0		2	N	SC	4		
61871	SYKKYLVEN/SIGTUNA	05/03/1999	Active	35	11	0	11	45.83%	24		2		2	R	M,SC	2		
64828	TOTN	12/05/2001	Active	19	0	0	0	0.00%	19		1			N	SC	0		
29224	TYNSET	04/30/1974	Active	24	3	0	3	14.29%	18		2		2	N	M,SC	0		
19696	ULLENSAKER	11/22/1968	Active	26	0	0	0	0.00%	28		5				VP,SC	4		
41530	ULLENSAKER/KLØFTA	06/15/1982	Active	19	3	0	3	18.75%	15		4			N	M,VP,SC	24+		
51624	ULSTEIN-HAREID	05/02/1991	Active	14	1	1	0	0.00%	13	8	2			IP	M,SC	2		
19558	VALDRES	08/11/1965	Active(1)	16	1	2	-1	-5.88%	21	7	2		2	R	M,SC	0	90+ Days	
49543	VÅLER I SOLØR	05/25/1989	Active	12	0	0	0	0.00%	13		6		3		M,VP,SC	24+		
42432	VALLDAL	03/02/1983	Active	17	0	1	-1	-5.56%	21	1	6			N	M,SC	N/A		
19557	VANG	04/30/1973	Active	27	0	4	-4	-12.90%	32	30	2		2	N	M,SC	1		
32427	VESTRE TOTEN	06/16/1976	Active	30	0	1	-1	-3.23%	30	5	0		2	N	M,SC	0	\$1,000.00	
36334	VOLDA	12/04/1978	Active	15	1	1	0	0.00%	15	24	0		4		M,VP,SC	0		


Clubs Cancelled Previous Fiscal Year – Clubs Cancelled within last 12 months may be reinstated

Club Number	Club Name	Charter Date	Current Status*	Cancellation Date
19543	OTTA	12/16/1958	Cancelled(6*)	07/29/2023
19588	SANDANE	03/02/1967	Cancelled(8*)	06/29/2024

Current Total Clubs Count	YTD New Clubs Count	YTD Cancelled Clubs Count	YTD Net Club Gain	Current Total Members Count	YTD Add	YTD Drop	YTD Net Growth	YTD Net Growth %	Member Count 12 Months Ago	Average Member Count Per Club	% of Clubs with less than 20 members	% No MMR in 3 Months	% No Officer Report in 12 Months	% of Clubs with balance 90+ days	Number of Clubs in Status Quo	% Status Quo Clubs in Financial Suspension	Number of Cancelled Clubs	Average Cancelled Club Age	Members Lost Due to Cancellation	% of Clubs Cancelled for Non-Financial Reasons
64	0	0	0	1,563	66	73	-7	-0.45%	1,573	24	38%	34%	0%	2%	0	0%	0	0	0	0%




Club Health Assessment for District 104 B through January 2025

			Status	Membership							Reports					Finance	LCIF
Club Number	Club Name	Charter Date		Current Member Count	YTD Members Added	YTD Members Dropped	YTD Net Growth	YTD Net Growth%	Member Count 12 Months Ago	Avg. length of service for dropped members	Months Since Last MMR ***	Yrs. Since Last Officer Report	President Rotation	Vice President Reported ****	Months Since Last Activity Report ***	Account Balance	Donations for current Fiscal Year
			Number of times on status quo within last two years	If below 15 members appears				If net loss is greater than 20% appears			If no report in 3 months appears in	When more than one year appears in	Number of repeat terms	Notes the officers that do not have an active	If no report at 12 months appears in red		

* - P - Priority Club. Cancellation Reasons: 1-Objectives/conduct, 2-Non-active club, 5-Non-existing club, 6-Disbanding, 7-Merger, 8-Financial Suspension, 9-District/Multiple District Dues.
** - Abbreviation: P-President, S-Secretary, T-Treasurer, M-Member Chairperson, VP-First Vice President, MC-Communications Chairperson, SC-Service Chairperson
*** - Abbreviation: N/R - Never reported using the Lions Clubs website, N/A - Not applicable, No password registered for the Lions Clubs website.
**** - Abbreviation: N - New, IP - Immediate Past, R - Repeat.



Club Health Assessment for District 104 C through January 2025

			Status	Membership							Reports					Finance	LCIF
Club Number	Club Name	Charter Date		Current Member Count	YTD Members Added	YTD Members Dropped	YTD Net Growth	YTD Net Growth%	Member Count 12 Months Ago	Avg. length of service for dropped members	Months Since Last MMR ***	Yrs. Since Last Officer Report	President Rotation	Vice President Reported ****	Months Since Last Activity Report ***	Account Balance	Donations for current Fiscal Year
			Number of times on status quo within last two years	If below 15 members appears					If net loss is greater than 20% appears		If no report in 3 months appears in	When more than one year appears in	Number of repeat terms		Notes the officers that do not have an active	If no report at 12 months red	
Clubs more than two years old																	
19560	ARNA	11/13/1970	Active	11	0	0	0	0.00%	11		6		2	R	M,SC	21	
19562	ASKØY	03/08/1967	Active	25	0	6	-6	-19.35%	31	16	1			N	M,SC	11	\$30,000.00
31071	AUSTEVOLL	07/01/1975	Active	24	0	4	-4	-14.29%	28	29	0		2		M,VP,SC	N/R	
19565	BERGEN	05/23/1951	Active(1)	1	0	0	0	0.00%	1		6		None		P,S,M,VP,SC	N/R	
19561	BERGEN ÅSANE	07/01/1966	Active	23	4	1	3	15.00%	17	3	0		2	R	SC	N/R	
88725	BERGEN STUDENT	06/23/2005	Active(1)	6	0	0	0	0.00%	7		6		2		M,VP,SC	19	
19566	BERGEN/BERGENHUS	09/14/1966	Active	14	2	2	0	0.00%	17	19	0		2	N	M,SC	0	
28228	BERGEN/LØVSTAKKEN	03/22/1974	Active	16	0	2	-2	-11.11%	18	14	1			R	M,SC	24	
41526	BERGEN/VEST	06/11/1982	Active	38	4	1	3	8.57%	38	5	0			N	M,SC	3	
38173	BJERKREIM	03/21/1980	Active	22	0	3	-3	-12.00%	25	4	3			IP	M,SC	0	
19569	BRYNE	04/21/1965	Active	13	0	0	0	0.00%	13		4				T,M,VP,SC	9	
19570	EGERSUND	02/09/1966	Active	38	0	0	0	0.00%	38		6	2	None		P,S,T,M,VP SC	24+	
31466	ETNE	12/03/1975	Active	27	0	1	-1	-3.57%	29	6	3			N	SC	22	
19571	FANA	01/09/1963	Active	14	0	2	-2	-12.50%	16	42	0		2	R	S,M,SC	7	
19572	FANA VEST	05/25/1973	Active	24	1	0	1	4.35%	22		3		2	R	M,SC	N/R	
19573	FJALER	05/04/1971	Active	22	1	0	1	4.76%	22		3		2	N	SC	16	
19574	FØRDE	04/01/1971	Active	25	1	2	-1	-3.85%	26	5	0			N	M,SC	0	
39553	FUSA	03/17/1981	Active	33	3	0	3	10.00%	25		4			N	M,SC	0	\$565.00
35784	HÅ	06/20/1978	Active	37	2	3	-1	-2.63%	43	19	0			N	M,SC	24+	\$1,000.00
32228	HALSNØY	05/05/1976	Active	10	0	0	0	0.00%	11		6		2	R	M,SC	24+	
19576	HAUGESUND	11/11/1966	Active	46	2	2	0	0.00%	15	22	0			N	M,SC	24+	
47733	HAUGESUND/EDDA	09/22/1987	Active	23	0	1	-1	-4.17%	23	9	2			N	M,VP,SC	1	
35596	HJELMELAND	05/22/1978	Active	14	0	1	-1	-6.67%	15	21	0		5	R	M,SC	24+	
118074	JAEREN	10/31/2012	Active	19	0	3	-3	-13.64%	24	6	1			N	SC	9	




Club Health Assessment for District 104 C through January 2025

			Status	Membership							Reports					Finance	LCIF
Club Number	Club Name	Charter Date		Current Member Count	YTD Members Added	YTD Members Dropped	YTD Net Growth	YTD Net Growth%	Member Count 12 Months Ago	Avg. length of service for dropped members	Months Since Last MMR ***	Yrs. Since Last Officer Report	President Rotation	Vice President Reported ****	Months Since Last Activity Report ***	Account Balance	Donations for current Fiscal Year
			Number of times on status quo within last two years	If below 15 members appears				If net loss is greater than 20% appears			If no report in 3 months appears in	When more than one year appears in	Number of repeat terms	Notes the officers that do not have an active	If no report at 12 months red		
Exc Award (06/30/2018)																	
118830	KARMØY VEST	02/25/2013	Active	41	1	0	1	2.50%	41		2		3	R	M,SC	1	
19577	KARMSUND	05/04/1970	Active	27	2	1	1	3.85%	24	1	0			N	M,SC	11	\$194.77
36588	KLEPP	02/21/1979	Active	15	3	1	2	15.38%	17	0	0			N	M	7	
19580	LAKSEVÅG	05/02/1966	Active	17	0	2	-2	-10.53%	20	19	1				M,VP,SC	11	
37361	LINDÅS	06/19/1979	Active	13	0	0	0	0.00%	13		6			N	M,SC	N/A	
31467	LUSTER	12/22/1975	Active	8	0	0	0	0.00%	12		6		8		M,VP,SC	24+	
19583	MOI	12/18/1973	Active	7	0	0	0	0.00%	6		6		3		VP,SC	N/A	
19585	NORHEIMSUND	02/11/1968	Active	29	4	0	4	16.00%	25		0		2	R	M,SC	1	
19586	ODDA	02/05/1971	Cancelled(6*)	0	0	15	-15	-100.00%	16	18	6	1	None		P,S,T,M,VP SC	19	
19587	OS	04/16/1969	Active	25	0	0	0	0.00%	26		6			N	M,SC	2	
37248	OSTERØY	06/19/1979	Active	16	1	1	0	0.00%	17	18	3			R	SC	13	
40528	RADØY	11/20/1981	Active	14	2	3	-1	-6.67%	15	36	0		5	N	S,M,SC	11	
30607	RANDABERG	04/11/1975	Active	23	0	0	0	0.00%	24		3			N	SC	2	\$1,000.04
35209	SAMNANGER	03/30/1978	Active	12	0	0	0	0.00%	12		6		3	R	SC	0	
19589	SANDNES	01/19/1965	Active	25	1	1	0	0.00%	25	29	0		2	R	M,SC	0	\$999.91
38073	SANDNES/GANDDAL	02/15/1980	Active	35	2	2	0	0.00%	35	1	0				M,VP,SC	2	
Exc Award (06/30/2019)																	
44301	SANDNES/RISKA	10/29/1984	Active	23	0	2	-2	-8.00%	25	22	0			N	M,SC	0	
30966	SKÅNEVIK	06/30/1975	Cancelled(6*)	0	0	10	-10	-100.00%	10	26	5		None		P,S,T,M,VP SC	N/A	90+ Days
37845	SKJOLD OG VIKEBYGD	12/10/1979	Cancelled(6*)	0	0	0	0	0.00%	17		8	1	None		P,S,T,M,VP SC	N/A	
19591	SKUDENESHAVN	12/03/1965	Active	55	1	0	1	1.85%	53		1			N		0	
19592	SOGNDAL	11/02/1963	Active	26	1	1	0	0.00%	25	17	4			N	SC	24+	\$100.00
19593	SOKNDAL	04/30/1973	Cancelled(8*)	0	0	10	-10	-100.00%	12	30	6	3	None		P,S,T,M,VP SC	N/A	90+ Days
19594	SOLA	06/08/1966	Active	11	0	0	0	0.00%	11		4			N	M,SC	1	\$2,031.92



Club Health Assessment for District 104 C through January 2025

			Status	Membership							Reports					Finance	LCIF
Club Number	Club Name	Charter Date		Current Member Count	YTD Members Added	YTD Members Dropped	YTD Net Growth	YTD Net Growth%	Member Count 12 Months Ago	Avg. length of service for dropped members	Months Since Last MMR ***	Yrs. Since Last Officer Report	President Rotation	Vice President Reported ****	Months Since Last Activity Report ***	Account Balance	Donations for current Fiscal Year
			Number of times on status quo within last two years	If below 15 members appears				If net loss is greater than 20% appears			If no report in 3 months appears in	When more than one year appears in	Number of repeat terms	Notes the officers that do not have an active	If no report at 12 months appears in red		
46844	SOLA/TANANGER	01/20/1987	Active	22	1	1	0	0.00%	21	2	1			M,VP	0		
19595	SOTRA	03/18/1971	Active	20	0	1	-1	-4.76%	17	5	5			N	M,SC	24+	
19596	STAVANGER	09/23/1959	Active	24	0	2	-2	-7.69%	27	49	0			N	M,SC	0	
50034	STAVANGER/GYDA	12/18/1989	Active	18	1	0	1	5.88%	18		0		None	R	P,S,T,M,SC	2	
38324	STAVANGER/HAFRSFJORD	04/29/1980	Active	18	1	0	1	5.88%	17		2		2	N	M,SC	N/R	
32326	STAVANGER/HARALD HÄRFAGRE	05/28/1976	Active	28	1	1	0	0.00%	27	14	0		2	R	M,SC	14	
35598	STAVANGER/HINNA	05/02/1978	Active	25	1	1	0	0.00%	22	1	0			N	SC	N/R	
58626	STAVANGER/JÄTTEN	08/06/1996	Active	18	0	0	0	0.00%	18		2			N	SC	1	
36234	STAVANGER/ØYANE	11/14/1978	Active	32	1	0	1	3.23%	31		0		2	R	M,SC	24+	
34117	STAVANGER/TASTA	06/24/1977	Active	13	0	1	-1	-7.14%	14	47	3		4		VP,SC	0	
19598	STORD-FITJAR	10/14/1969	Active	28	0	3	-3	-9.68%	32	21	2	1	None		P,S,T,M,VP SC	24+	
33352	STRAND	02/18/1977	Active	20	0	2	-2	-9.09%	20	38	3		3		M,VP,SC	15	
29132	STRANDEBARM	04/08/1974	Active	30	1	0	1	3.45%	29		0		13	N	M,SC	2	
36649	SVEIO	02/27/1979	Active	18	2	4	-2	-10.00%	21	13	1			N	M,SC	11	
35785	TYSVÆR	06/20/1978	Active	34	2	1	1	3.03%	28	46	0				M,VP,SC	N/A	
38074	ULLENSVANG	02/26/1980	Active	15	0	0	0	0.00%	16		6			N	M,SC	24+	
19600	ULVIK	12/21/1972	Active	20	3	1	2	11.11%	19	26	0		2	N	M,SC	N/R	
19601	VIK	02/25/1971	Active(1)	12	0	0	0	0.00%	14		6		11	N	M,SC	19	
29298	VINDAFJORD	05/08/1974	Active	25	0	1	-1	-3.85%	11	10	3		4	N	M	0	
19602	VOSS	12/08/1965	Active(1)	5	0	1	-1	-16.67%	6	6	0		6		T,M,VP,SC	N/A	

Clubs Cancelled Previous Fiscal Year – Clubs Cancelled within last 12 months may be reinstated

Club Number	Club Name	Charter Date	Current Status*	Cancellation Date
39188	HAUGESUND/TONJER	12/29/1980	Cancelled(7*)	06/29/2024
19578	KVINNHHERAD	11/05/1971	Cancelled(6*)	10/29/2023



Club Health Assessment for District 104 C through January 2025

INTERNATIONAL

Club Number	Club Name	Charter Date	Status		Membership								Reports					Finance		LCIF
					Current Member Count	YTD Members Added	YTD Members Dropped	YTD Net Growth	YTD Net Growth%	Member Count 12 Months Ago	Avg. length of service for dropped members	Months Since Last MMR ***	Yrs. Since Last Officer Report	President Rotation	Vice President Reported ****	Months Since Last Activity Report ***	Account Balance	Donations for current Fiscal Year		
			Number of times on status quo within last two years		If below 15 members appears				If net loss is greater than 20% appears		If no report in 3 months appears in	When more than one year appears in	Number of repeat terms	Notes the officers that do not have an active	If no report at 12 months appears in red					
Current Total Clubs Count	YTD New Clubs Count	YTD Cancelled Clubs Count	YTD Net Club Gain	Current Total Members Count	YTD Add	YTD Drop	YTD Net Growth	YTD Net Growth %	Member Count 12 Months Ago	Average Member Count Per Club	% of Clubs with less than 20 members	% No MMR in 3 Months	% No Officer Report in 12 Months	% of Clubs with balance 90+ days	Number of Clubs in Status Quo	% Status Quo Clubs in Financial Suspension	Number of Cancelled Clubs	Average Cancelled Club Age	Members Lost Due to Cancellation	% of Clubs Cancelled for Non-Financial Reasons
63	0	4	-4	1,372	52	103	-51	-3.58%	1,404	22	43%	41%	3%	0%	0	0%	4	74	35	75%

* - P - Priority Club. Cancellation Reasons: 1-Objectives/conduct, 2-Non-active club, 5-Non-existing club, 6-Disbanding, 7-Merger, 8-Financial Suspension, 9-District/Multiple District Dues.

** - Abbreviation: P-President, S-Secretary, T-Treasurer, M-Member Chairperson, VP-First Vice President, MC-Communications Chairperson, SC-Service Chairperson

*** - Abbreviation: N/R - Never reported using the Lions Clubs website, N/A - Not applicable, No password registered for the Lions Clubs website.

**** - Abbreviation: N - New, IP - Immediate Past, R - Repeat.



Club Health Assessment for District 104 D through January 2025

			Status	Membership							Reports					Finance	LCIF			
Club Number	Club Name	Charter Date		Current Member Count	YTD Members Added	YTD Members Dropped	YTD Net Growth	YTD Net Growth%	Member Count 12 Months Ago	Avg. length of service for dropped members	Months Since Last MMR ***	Yrs. Since Last Officer Report	President Rotation	Vice President Reported ****	Months Since Last Activity Report ***	Account Balance	Donations for current Fiscal Year			
			Number of times on status quo within last two years	If below 15 members appears					If net loss is greater than 20% appears						If no report in 3 months appears in	When more than one year appears in	Number of repeat terms	Notes the officers that do not have an active red	If no report at 12 months appears in	
Clubs more than two years old																				
55149	ADAL	12/20/1993	Active	26	0	0	0	0.00%	26		4			N	M	4	90+ Days			
19603	AL	03/31/1967	Active	34	2	3	-1	-2.86%	33	18	0			N	S,SC	5				
36909	ANDEBU	04/12/1979	Active	26	1	3	-2	-7.14%	28	25	0		2	R	M,SC	5				
19604	ARENDAL	06/19/1959	Cancelled(6*)	0	0	23	-23	-100.00%	23	28	6	1	None		P,S,T,M,VP SC	24+				
51917	ARENDAL/TYHOLMEN	07/19/1991	Active	21	1	1	0	0.00%	20	9	1		2	N	M,SC	0				
19649	ASKER	02/14/1958	Active	31	1	4	-3	-8.82%	33	20	0		2	N	M,SC	N/R				
19605	BØ	04/09/1969	Active	16	1	3	-2	-11.11%	18	14	0		2		M,VP,SC	11				
19650	BORGEN	12/10/1973	Active	11	0	2	-2	-15.38%	14	11	1			N	M,SC	10				
30964	BORRE	06/30/1975	Active	25	1	1	0	0.00%	24	54	0			N	M,SC	0				
19606	BREVIK	01/24/1968	Active	14	0	1	-1	-6.67%	15	22	0		2		VP,SC	N/R				
19608	DRAMMEN VEST	10/20/1970	Active	18	0	0	0	0.00%	18		6		6		M,VP,SC	12				
36479	DRAMMEN/KONNERUD	01/09/1979	Active	5	0	0	0	0.00%	5		0		17	R	T,M,SC	N/A				
19609	DRANGEDAL	09/23/1970	Active(3)	8	0	0	0	0.00%	8		6		7	R	M,VP,SC	N/A				
19610	FARSUND	03/06/1970	Active	21	0	4	-4	-16.00%	26	12	1			N	SC	13				
50154	FEVIK	02/02/1990	Active	17	0	0	0	0.00%	17		2		9	R	SC	24+				
19612	FLEKKEFJORD	03/11/1969	Active	21	1	0	1	5.00%	20		0		2	R	SC	N/A				
43245	FLESBERG	12/05/1983	Active	27	1	1	0	0.00%	28	41	3			N	SC	0				
42560	FROLAND	04/12/1983	Active	15	0	2	-2	-11.76%	16	15	0		2	N	SC	0				
19614	GOL	05/25/1973	Active	14	0	1	-1	-6.67%	14	1	1		2	N	M,SC	0				
32814	GREIPSTAD	10/14/1976	Active	25	1	0	1	4.17%	24		0		2	R	SC	0				
19615	GRIMSTAD	04/02/1965	Active	19	2	0	2	11.76%	17		0			N	M,SC	0				
34867	HAUGSBYGD	12/27/1977	Active	18	0	2	-2	-10.00%	16	1	0		3	R	M,SC	24+				
29133	HEGGEDAL	04/04/1974	Active	11	0	5	-5	-31.25%	16	18	2				S,M,VP,SC	19				
30181	HEMSEDAL	01/24/1975	Active	24	0	0	0	0.00%	24		0			N	M,SC	10				
																		\$13.06		



Club Health Assessment for District 104 D through January 2025

Club Number	Club Name	Charter Date	Status	Membership							Reports					Finance	LCIF
				Current Member Count	YTD Members Added	YTD Members Dropped	YTD Net Growth	YTD Net Growth%	Member Count 12 Months Ago	Avg. length of service for dropped members	Months Since Last MMR ***	Yrs. Since Last Officer Report	President Rotation	Vice President Reported ****	Months Since Last Activity Report ***	Account Balance	Donations for current Fiscal Year
			Number of times on status quo within last two years	If below 15 members appears				If net loss is greater than 20% appears			If no report in 3 months appears	When more than one year appears in	Number of repeat terms	Notes the officers that do not have an active	If no report at 12 months red		
44450	HERADSBYGDA	12/27/1984	Active	12	1	4	-3	-20.00%	15	30	0			N	SC	1	
45419	HISØY	10/07/1985	Active	18	0	1	-1	-5.26%	18	10	1			N	M	2	
30965	HOF I VESTFOLD	06/30/1975	Active	22	2	0	2	10.00%	19		0		3	R	M,SC	24+	
19617	HOL	12/21/1972	Active	29	0	3	-3	-9.38%	34	9	3			N	M,SC	N/R	
30054	HOLE	12/23/1974	Active	22	1	2	-1	-4.35%	24	13	0			N	SC	1	
19707	HOLMESTRAND	02/02/1970	Active	17	1	0	1	6.25%	15		2			N	M	0	
19616	HØNEFOSS	10/21/1970	Active	23	0	0	0	0.00%	24		2		2	R	M,SC	1	
19709	HORTEN	03/14/1963	Active	10	2	1	1	11.11%	9	3	1			IP	M	0	
19618	HURUM	02/09/1966	Active	16	1	1	0	0.00%	18	7	0				M,VP	0	
19619	KONGSBERG	02/18/1965	Active	26	0	4	-4	-13.33%	30	13	0		2	R	M,SC	24+	
49312	KONGSBERG SYD	03/15/1989	Active	27	0	1	-1	-3.57%	28	34	0			R	M	11	
42087	KONGSBERG VEST	12/31/1982	Active	19	0	0	0	0.00%	20		0		3		M,VP,SC	0	
19622	KRISTIANSAND	04/26/1972	Active	19	0	2	-2	-9.52%	21	7	5				VP	0	
41036	KRISTIANSAND/TVEIT	03/09/1982	Active	32	0	1	-1	-3.03%	34	10	0		2	N	M,SC	0	
19712	LARVIK	02/25/1965	Active	17	0	2	-2	-10.53%	20	17	0		None	R	P,SC	0	
49311	LARVIK/FARRIS	03/15/1989	Active	24	2	0	2	9.09%	20		1		5	R	SC	1	
Exc Award (06/30/2018)																	
19624	LIER	10/16/1958	Active	20	2	2	0	0.00%	19	11	0			N	M,SC	24+	90+ Days
19626	LILLESAND	02/09/1966	Active	39	0	1	-1	-2.50%	40	1	3			N	M,SC	4	
19628	MANDAL	01/24/1967	Active	39	3	2	1	2.63%	38	28	0			N	SC	0	
19629	MODUM	01/18/1967	Active	17	0	3	-3	-15.00%	21	9	0				M,VP,SC	24+	
19630	MOLAND	09/28/1966	Active	23	0	0	0	0.00%	22		5		2	R	M,SC	24+	
19663	NESBRU-HVALSTAD	03/04/1965	Active	17	0	2	-2	-10.53%	20	14	4			N	M,SC	24+	
29299	NESBYEN	05/07/1974	Active	21	1	1	0	0.00%	22	50	1				M,VP,SC	11	
19632	NOME	02/10/1971	Active	12	0	1	-1	-7.69%	13	12	1		2	R	M,SC	N/A	



Club Health Assessment for District 104 D through January 2025

Club Number	Club Name	Charter Date	Status	Membership							Reports					Finance	LCIF
				Current Member Count	YTD Members Added	YTD Members Dropped	YTD Net Growth	YTD Net Growth%	Member Count 12 Months Ago	Avg. length of service for dropped members	Months Since Last MMR ***	Yrs. Since Last Officer Report	President Rotation	Vice President Reported ****	Months Since Last Activity Report ***	Account Balance	Donations for current Fiscal Year
			Number of times on status quo within last two years	If below 15 members appears				If net loss is greater than 20% appears			If no report in 3 months appears	When more than one year appears in	Number of repeat terms	Notes the officers that do not have an active	If no report at 12 months appears in red		
19633	NOTODDEN	11/18/1960	Active	51	16	3	13	34.21%	40	17	0		4	R	SC	0	
	Exc Award (06/30/2023)																
64208	NOTODDEN/TELEROSA	04/23/2001	Active	37	1	2	-1	-2.63%	37	8	0		2	R	M,SC	0	
19634	ØVRE EIKER	05/09/1968	Active	32	1	1	0	0.00%	29	5	1		2	N	M,SC	1	
19635	PORSGRUNN	02/04/1959	Active	22	2	0	2	10.00%	18		2		2		M,VP,SC	N/A	
62773	RINGERIKE/VEIGIN	02/10/2000	Active	15	0	0	0	0.00%	15		6			N	SC	11	
19637	RISØR	10/11/1967	Active	18	0	0	0	0.00%	18		6			N	M	3	
19638	RJUKAN	02/16/1971	Active	30	2	2	0	0.00%	30	7	1		8	R	SC	1	
36480	RØYKEN ØST	01/09/1979	Active	15	0	7	-7	-31.82%	22	15	0		2	R	M,SC	1	
48822	RØYKEN/MYRAHVARF	07/15/1988	Active	20	0	1	-1	-4.76%	22	9	0			N	SC	0	\$1,000.00
29509	SANDE	06/20/1974	Active	17	0	0	0	0.00%	18		6			N		0	
19723	SANDEFJORD	04/30/1965	Active	28	2	2	0	0.00%	29	12	0			N	SC	1	
52634	SANDEFJORD/HJERTNES	03/12/1992	Active	27	2	0	2	8.00%	25		0			N	M	0	
33718	SAUHERAD	04/05/1977	Active	11	0	1	-1	-8.33%	12	25	6		2	R	M	1	
19640	SIGDAL	01/15/1968	Active	30	1	4	-3	-9.09%	33	33	0		3	N	SC	0	
19643	SØGNE	05/09/1972	Active	20	1	2	-1	-4.76%	21	4	0		2	R	M,SC	0	
33043	SOKNA	11/22/1976	Active	20	0	0	0	0.00%	20		6			N	SC	0	\$996.21
19729	STOKKE/VEAR	02/19/1971	Active	17	0	0	0	0.00%	17		0			N	M	0	
41361	SVELVIK	05/18/1982	Active	19	1	0	1	5.56%	20		1		7		VP	0	
19730	TJØME	02/19/1968	Active	9	0	0	0	0.00%	9		0		2	R	M,SC	24+	
19731	TØNSBERG	05/10/1954	Active	21	0	4	-4	-16.00%	25	8	5		2	N	M	0	90+ Days
19725	TØNSBERG/SEM	04/07/1970	Active	28	0	3	-3	-9.68%	30	6	0			N	M,SC	0	
19644	TROMØY	11/27/1972	Active	50	7	1	6	13.64%	45	9	0		2	R	M	0	
19645	TVEDESTRAND	11/18/1968	Active	29	0	1	-1	-3.33%	29	6	0			N	SC	0	
19646	TYRISTRAND	03/16/1971	Active	21	1	0	1	5.00%	22		0			N	M,SC	N/R	



Club Health Assessment for District 104 D through January 2025

			Status	Membership							Reports					Finance	LCIF
Club Number	Club Name	Charter Date		Current Member Count	YTD Members Added	YTD Members Dropped	YTD Net Growth	YTD Net Growth%	Member Count 12 Months Ago	Avg. length of service for dropped members	Months Since Last MMR ***	Yrs. Since Last Officer Report	President Rotation	Vice President Reported ****	Months Since Last Activity Report ***	Account Balance	Donations for current Fiscal Year
			Number of times on status quo within last two years	If below 15 members appears				If net loss is greater than 20% appears			If no report in 3 months appears in	When more than one year appears in	Number of repeat terms	Notes the officers that do not have an active	If no report at 12 months appears in red		
32642	VASSFARET	07/19/1976	Active	25	2	0	2	8.70%	23		0			N SC	24+		
33353	VEGARSHEI	02/03/1977	Active	16	2	1	1	6.67%	16	42	0			IP SC	24+		\$1,000.04

Clubs Cancelled Previous Fiscal Year – Clubs Cancelled within last 12 months may be reinstated

Club Number	Club Name	Charter Date	Current Status*	Cancellation Date
60988	ASKER/RØYRIN	06/26/1998	Cancelled(6*)	07/29/2023
35597	ØYESTAD	05/08/1978	Cancelled(8*)	12/29/2023

Current Total Clubs Count	YTD New Clubs Count	YTD Cancelled Clubs Count	YTD Net Club Gain	Current Total Members Count	YTD Add	YTD Drop	YTD Net Growth	YTD Net Growth %	Member Count 12 Months Ago	Average Member Count Per Club	% of Clubs with less than 20 members	% No MMR in 3 Months	% No Officer Report in 12 Months	% of Clubs with balance 90+ days	Number of Clubs in Status Quo	% Status Quo Clubs in Financial Suspension	Number of Cancelled Clubs	Average Cancelled Club Age	Members Lost Due to Cancellation	% of Clubs Cancelled for Non-Financial Reasons
73	0	1	-1	1,596	69	125	-56	-3.39%	1,652	22	44%	21%	0%	5%	0	0%	1	136	23	0%

* - P - Priority Club. Cancellation Reasons: 1-Objectives/conduct, 2-Non-active club, 5-Non-existing club, 6-Disbanding, 7-Merger, 8-Financial Suspension, 9-District/Multiple District Dues.


** - Abbreviation: P-President, S-Secretary, T-Treasurer, M-Member Chairperson, VP-First Vice President, MC-Communications Chairperson, SC-Service Chairperson

*** - Abbreviation: N/R - Never reported using the Lions Clubs website, N/A - Not applicable, No password registered for the Lions Clubs website.

**** - Abbreviation: N - New, IP - Immediate Past, R - Repeat.



Club Health Assessment for District 104 E through January 2025

			Status	Membership							Reports					Finance	LCIF
Club Number	Club Name	Charter Date		Current Member Count	YTD Members Added	YTD Members Dropped	YTD Net Growth	YTD Net Growth%	Member Count 12 Months Ago	Avg. length of service for dropped members	Months Since Last MMR ***	Yrs. Since Last Officer Report	President Rotation	Vice President Reported ****	Months Since Last Activity Report ***	Account Balance	Donations for current Fiscal Year
			Number of times on status quo within last two years	If below 15 members appears				If net loss is greater than 20% appears			If no report in 3 months appears in	When more than one year appears in	Number of repeat terms	Notes the officers that do not have an active	If no report at 12 months appears in red		
Clubs more than two years old																	
19698	AREMARK	12/09/1969	Active	17	0	0	0	0.00%	18		6		3	M,VP,SC	N/A		
19697	ÅS	03/19/1965	Active	34	0	2	-2	-5.56%	36	22	0			N	M,SC	0	
46167	ÅS NORDBY	05/02/1986	Active	2	0	0	0	0.00%	2		6		8	S,T,M,VP,SC	24+		
87986	ÅS/EIKA	05/05/2005	Active	35	2	0	2	6.06%	32		1			N	M	1	
19700	AURSKOG-HØLAND	04/23/1968	Active	35	1	1	0	0.00%	36	5	0			R	M,SC	N/A	
29300	BÆRUM VEST	05/16/1974	Active	38	1	2	-1	-2.56%	36	18	2			N	M,SC	0	
45907	BÆRUMS VERK-LOMMEDALEN	03/24/1986	Active	20	2	1	1	5.26%	18	1	0			N	M,SC	0	\$20.00
19651	BEKKESTUA	03/15/1965	Active	21	0	4	-4	-16.00%	31	27	0				M,VP,SC	24+	
19667	BERG	03/26/1973	Active	28	0	0	0	0.00%	29		0			N	M,SC	12	
48211	BORG	03/01/1988	Active	28	0	1	-1	-3.45%	27	37	4			N	SC	21	
19701	BORGE	03/09/1970	Active	20	0	0	0	0.00%	21		4		6	R	S,M,SC	10	
19702	DRØBAK	03/21/1957	Active	47	3	5	-2	-4.08%	48	2	0		2	N	M,SC	0	\$100.00
Exc Award (06/30/2023, 06/30/2024)																	
19655	EIKSMARKA-HOSLE	05/05/1958	Active	29	1	5	-4	-12.12%	30	9	1			N	SC	0	
19703	ENEBAKK	05/21/1968	Active	26	1	0	1	4.00%	22		0			N	M,SC	0	
46845	FET	01/12/1987	Active	19	1	3	-2	-9.52%	18	12	1		2	N	M,SC	0	
19704	FREDRIKSTAD	05/18/1954	Active	23	1	3	-2	-8.00%	24	9	0		5	R	M,SC	20	90+ Days
122653	Fredrikstad Sorgenfri	06/27/2014	Active	13	0	6	-6	-31.58%	18	6	5			N	M,SC	13	\$1,000.04
Exc Award (06/30/2016)																	
43638	FREDRIKSTAD/GLEMMEN	03/12/1984	Active(1)	34	4	4	0	0.00%	38	13	0			N	M,SC	0	
41529	FROGNER	06/29/1982	Active	33	0	0	0	0.00%	31		6			N	M,SC	0	\$1,011.29
Exc Award (06/30/2023, 06/30/2024)																	
39633	GREÅKER	03/30/1981	Active	19	1	0	1	5.56%	20		0			R	M,SC	19	
19705	HALDEN	02/14/1955	Active	32	0	3	-3	-8.57%	30	20	1		3	N	M,SC	7	
19708	HOBØL	05/11/1970	Active	30	1	0	1	3.45%	22		1			N	M,SC	0	



Club Health Assessment for District 104 E through January 2025

			Status	Membership							Reports					Finance	LCIF
Club Number	Club Name	Charter Date		Current Member Count	YTD Members Added	YTD Members Dropped	YTD Net Growth	YTD Net Growth%	Member Count 12 Months Ago	Avg. length of service for dropped members	Months Since Last MMR ***	Yrs. Since Last Officer Report	President Rotation	Vice President Reported ****	Months Since Last Activity Report ***	Account Balance	Donations for current Fiscal Year
			Number of times on status quo within last two years	If below 15 members appears				If net loss is greater than 20% appears			If no report in 3 months appears in	When more than one year appears in	Number of repeat terms	Notes the officers that do not have an active	If no report at 12 months red		
19710	HVALER	06/07/1972	Active	30	1	2	-1	-3.23%	31	9	2			N	M,SC	0	
19659	KOLSAS- RYKKIN	03/16/1965	Active	32	1	1	0	0.00%	32	49	2			N	M,SC	24+	90+ Days
19711	KRÅKERØY	04/17/1973	Active	27	2	4	-2	-6.90%	29	16	0			N	S,M,SC	24+	\$997.58
34038	LANGHUS-SIGGERUD	06/14/1977	Active	35	1	0	1	2.94%	35		3			N	SC	0	
19660	LILLESTRØM	05/25/1965	Active	23	3	0	3	15.00%	20		1		2		M,VP,SC	19	
19662	LØRENSKOG	05/19/1970	Active	18	0	1	-1	-5.26%	20	1	1			N	M,SC	0	
56604	LØRENSKOG/FJELLHAMAR	03/06/1995	Active	36	0	0	0	0.00%	36		2			N	M	0	
39061	LØRENSKOG/ØST	11/26/1980	Active	26	1	3	-2	-7.14%	28	35	0				M,VP	0	\$900.00
43507	LØRENSKOG/VEST	02/14/1984	Active	18	0	1	-1	-5.26%	19	31	5			IP	M	0	
Exc Award (06/30/2018)																	
19713	MARKER	01/20/1965	Active	25	3	2	1	4.17%	19	6	0		2	R	M,SC	11	
19714	MOSS	01/12/1962	Active	25	1	3	-2	-7.41%	22	12	1			N	M,SC	3	\$50.00
19715	MYSEN	01/16/1968	Active	28	0	2	-2	-6.67%	29	11	0			N	M,SC	9	
19716	NESODDEN	03/17/1966	Active	32	0	2	-2	-5.88%	30	28	3		2	R	M,SC	9	
19665	NITTEDAL	01/12/1971	Active	15	1	1	0	0.00%	18	24	0		2		M,VP,SC	11	
19718	ONSØY	03/25/1968	Active	11	0	6	-6	-35.29%	17	25	0			N	M,SC	N/A	
19719	OPPEGÅRD	09/26/1963	Active	24	1	0	1	4.35%	23		1			N	SC	9	
19666	OSLO/	05/11/1949	Active	8	0	1	-1	-11.11%	11	24	1		3		M,VP,SC	7	
19670	OSLO/BEKKELAGET	01/14/1965	Active	35	0	0	0	0.00%	32		0			N	SC	10	
19687	OSLO/BJERKE	03/16/1973	Active	18	0	0	0	0.00%	18		2			R	M,SC	24+	
19673	OSLO/BØLER	05/15/1968	Active	5	0	2	-2	-28.57%	8	37	1		4		M,VP,SC	21	
19653	OSLO/BRYN	05/10/1962	Active	22	2	2	0	0.00%	22	5	1			R	M,SC	0	
19675	OSLO/BYGDØY	05/02/1957	Active	40	1	0	1	2.56%	39		3			N	M,SC	24+	
19672	OSLO/EKEBERG	04/06/1970	Active	24	0	0	0	0.00%	26		0			N	SC	1	
19695	OSLO/GREFSEN	04/21/1960	Active	17	0	1	-1	-5.56%	21	3	6			N	SC	12	



Club Health Assessment for District 104 E through January 2025

			Status	Membership							Reports					Finance	LCIF
Club Number	Club Name	Charter Date		Current Member Count	YTD Members Added	YTD Members Dropped	YTD Net Growth	YTD Net Growth%	Member Count 12 Months Ago	Avg. length of service for dropped members	Months Since Last MMR ***	Yrs. Since Last Officer Report	President Rotation	Vice President Reported ****	Months Since Last Activity Report ***	Account Balance	Donations for current Fiscal Year
			Number of times on status quo within last two years	If below 15 members appears				If net loss is greater than 20% appears			If no report in 3 months appears in	When more than one year appears in	Number of repeat terms	Notes the officers that do not have an active	If no report at 12 months appears in red		
Exc Award (06/30/2016)																	
19686	OSLO/GRORUD	03/02/1970	Active	17	1	2	-1	-5.56%	20	11	0			R	M,SC	9	\$999.78
49968	OSLO/GRÜNERLØKKA	11/14/1989	Active	6	0	1	-1	-14.29%	7	7	5		None		P,S,M,VP,SC	N/A	
19674	OSLO/HAUKETO	01/13/1969	Active	13	0	1	-1	-7.14%	15	39	3		13		VP,SC	20	
19669	OSLO/HØYBRATEN	10/06/1972	Active	34	1	4	-3	-8.11%	40	28	0			N	M,SC	10	
29964	OSLO/LILLEAKER	11/22/1974	Active	41	3	3	0	0.00%	41	7	0			N	M,SC	N/A	
60703	OSLO/MAUD	04/27/1998	Active	20	0	0	0	0.00%	20		1			IP	M,SC	0	
19679	OSLO/NORDBERG	02/11/1965	Active	19	2	3	-1	-5.00%	22	17	0			R	M,SC	24+	
19680	OSLO/NORDSTRAND	04/21/1959	Active	45	1	3	-2	-4.26%	49	3	0			N	M,SC	16	
19681	OSLO/ORMSUND	08/10/1965	Active	20	1	0	1	5.26%	18		6		5	N	M,SC	8	
19683	OSLO/RØA	04/25/1961	Active	8	0	2	-2	-20.00%	10	16	0			N	M,SC	24+	
31861	OSLO/RUSTAD	03/17/1976	Active	12	0	2	-2	-14.29%	16	24	0		3	R	M,SC	12	
19691	OSLO/SLEMDAL	10/26/1961	Active	34	2	5	-3	-8.11%	39	18	0			N	M,SC	16	
30606	OSLO/STOVNER	04/11/1975	Active	5	0	0	0	0.00%	5		6		4	R	SC	24+	
19688	OSLO/TVEITA-VÅLERENGA	09/15/1970	Active	12	1	3	-2	-14.29%	19	8	0			IP	S,M,SC	21	
32963	RÆLINGEN	11/04/1976	Active	15	1	0	1	7.14%	15		0		4	R	SC	12	
19721	RAKKESTAD	04/25/1963	Active	50	1	1	0	0.00%	48	40	1			N	M	1	
30444	ROLVSØY	03/21/1975	Active	19	2	0	2	11.76%	17		4		2	N	SC	12	
19722	RYGGE	05/10/1968	Active	12	0	1	-1	-7.69%	14	15	4		4	R	S,M,SC	9	
19724	SARPSBORG/TUNE	04/28/1960	Active	4	2	20	-18	-81.82%	22	24	1		None		P,T,M,VP,SC	24+	
19690	SKEDSMO	05/13/1970	Active	29	0	0	0	0.00%	29		4				M,VP,SC	24+	
19726	SKI	09/20/1960	Active	29	0	3	-3	-9.38%	33	11	0		3	R	M,SC	0	
19727	SKIPTVET	11/24/1969	Active	23	3	0	3	15.00%	22		3		2	N	M,SC	14	
19728	SKJEBERG	03/28/1969	Active	34	3	0	3	9.68%	30		0			N	S,M,SC	21	
19692	SNARØYA-FORNEBU	03/04/1971	Active	30	1	3	-2	-6.25%	31	6	0		2	R	M,SC	0	



Club Health Assessment for District 104 E through January 2025

Club Number	Club Name	Charter Date	Status	Membership							Reports					Finance	LCIF
				Current Member Count	YTD Members Added	YTD Members Dropped	YTD Net Growth	YTD Net Growth%	Member Count 12 Months Ago	Avg. length of service for dropped members	Months Since Last MMR ***	Yrs. Since Last Officer Report	President Rotation	Vice President Reported ****	Months Since Last Activity Report ***	Account Balance	Donations for current Fiscal Year
			Number of times on status quo within last two years	If below 15 members appears				If net loss is greater than 20% appears			If no report in 3 months appears	When more than one year appears in	Number of repeat terms	Notes the officers that do not have an active	If no report at 12 months appears in red		
19656	SØRUM	05/10/1968	Active	21	1	1	0	0.00%	19	40	1			N	T,M,SC	15	\$1,000.05
30164	SPYDEBERG	01/29/1975	Active	30	3	4	-1	-3.23%	30	29	0				M,VP,SC	4	
19694	STRØMMEN	04/07/1970	Active	18	1	3	-2	-10.00%	19	20	2			N	M,SC	24+	\$1,025.24
34668	TRØGSTAD	11/09/1977	Active	24	0	0	0	0.00%	24		0			N	M,SC	9	
19733	VÅLER	03/12/1970	Active	8	0	0	0	0.00%	8		1				M,VP,SC	11	
39286	VARTEIG	01/20/1981	Active	8	0	4	-4	-33.33%	12	28	0		4		M,VP	1	
19734	VESTBY	04/29/1966	Active	18	2	1	1	5.88%	16	1	0		3		M,VP,SC	10	

Clubs Cancelled Previous Fiscal Year – Clubs Cancelled within last 12 months may be reinstated

Club Number	Club Name	Charter Date	Current Status*	Cancellation Date
53705	FREDRIKSTAD/GAMLEBYEN	09/24/1992	Cancelled(7*)	07/29/2023

Current Total Clubs Count	YTD New Clubs Count	YTD Cancelled Clubs Count	YTD Net Club Gain	Current Total Members Count	YTD Add	YTD Drop	YTD Net Growth	YTD Net Growth %	Member Count 12 Months Ago	Average Member Count Per Club	% of Clubs with less than 20 members	% No MMR in 3 Months	% No Officer Report in 12 Months	% of Clubs with balance 90+ days	Number of Clubs in Status Quo	% Status Quo Clubs in Financial Suspension	Number of Cancelled Clubs	Average Cancelled Club Age	Members Lost Due to Cancellation	% of Clubs Cancelled for Non-Financial Reasons
77	0	0	0	1,815	69	144	-75	-3.97%	1,882	24	38%	25%	0%	5%	0	0%	0	0	0	0%

* - P - Priority Club. Cancellation Reasons: 1-Objectives/conduct, 2-Non-active club, 5-Non-existing club, 6-Disbanding, 7-Merger, 8-Financial Suspension, 9-District/Multiple District Dues.

** - Abbreviation: P-President, S-Secretary, T-Treasurer, M-Member Chairperson, VP-First Vice President, MC-Communications Chairperson, SC-Service Chairperson

*** - Abbreviation: N/R - Never reported using the Lions Clubs website, N/A - Not applicable, No password registered for the Lions Clubs website.

**** - Abbreviation: N - New, IP - Immediate Past, R - Repeat.




Club Health Assessment for District 106 A through January 2025

Club Number	Club Name	Charter Date	Status	Membership							Reports					Finance	LCIF
				Current Member Count	YTD Members Added	YTD Members Dropped	YTD Net Growth	YTD Net Growth%	Member Count 12 Months Ago	Avg. length of service for dropped members	Months Since Last MMR ***	Yrs. Since Last Officer Report	President Rotation	Vice President Reported ****	Months Since Last Activity Report ***	Account Balance	Donations for current Fiscal Year
			Number of times on status quo within last two years	If below 15 members appears				If net loss is greater than 20% appears			If no report in 3 months appears in	When more than one year appears in	Number of repeat terms	Notes the officers that do not have an active	If no report at 12 months red		
Clubs more than two years old																	
34314	ALLERØD	07/18/1977	Active	10	0	1	-1	-9.09%	12	43	1			IP	M,SC	N/A	
51415	AMMASSALIK	03/12/1991	Active	1	0	1	-1	-50.00%	2	33	3		None		P,S,T,M,VP SC	N/R	
20162	BRONDBY	05/22/1964	Active	9	1	1	0	0.00%	8	1	3		None		P,S,T,M,VP SC	N/A	
20164	COPENHAGEN	06/07/1950	Active	13	0	1	-1	-7.14%	14	28	5		None		P,S,T,M,VP SC	N/R	
20167	COPENHAGEN CENTRUM	02/10/1959	Active	0	0	4	-4	-100.00%	6	29	0		None		P,S,T,M,VP SC	N/R	
20171	COPENHAGEN ØSTERBRO	04/21/1959	Active	11	1	2	-1	-8.33%	14	2	2		None		P,S,T,M,VP SC	N/R	
20170	COPENHAGEN VALBY	11/27/1957	Active	2	0	0	0	0.00%	3		0		2		M,VP,SC	4	
36589	DIANALUND	02/07/1979	Active	11	0	1	-1	-8.33%	12	46	3		None		P,S,T,M,VP SC	N/A	
20172	DRAGOR	03/11/1964	Active	14	2	1	1	7.69%	16	2	2		2		S,VP	24+	
51143	DRAGSHOLM	12/27/1990	Active	21	2	1	1	5.00%	21	0	0			IP	SC	8	\$50.00
20328	EGEDAL	08/21/1972	Active	12	1	1	0	0.00%	12	3	0		None		P,S,T,M,VP SC	N/A	
20306	EYSTUROY	08/22/1969	Active	11	0	0	0	0.00%	11		13		None		P,S,T,M,VP SC	N/R	
20304	FREDERIKSVAERK	03/01/1965	Active	8	1	0	1	14.29%	7		2		None		P,S,T,M,VP SC	N/A	
20175	FUGLEBJERG	07/26/1973	Active	13	0	0	0	0.00%	13		14		None		P,S,T,M,VP SC	N/A	
20331	FURESO	12/08/1964	Active	6	1	1	0	0.00%	7	1	1		5	N	M,SC	N/A	
20327	GLADSAXE	03/07/1966	Active	18	2	3	-1	-5.26%	20	18	0			N		N/A	\$493.00
20177	GREVE	09/28/1965	Active	8	0	0	0	0.00%	8		0				VP,SC	N/R	
20315	GRIBSKOV	04/17/1967	Active	16	0	0	0	0.00%	16		12		None		P,S,T,M,VP SC	N/A	
20174	HASLEV	09/16/1969	Active	8	0	0	0	0.00%	8		15		None		P,S,T,M,VP SC	N/A	
64250	HEDELAND	05/08/2001	Active	6	0	0	0	0.00%	6		0		11	N	M,SC	N/A	
20302	HELLERUP	11/22/1955	Active	32	0	2	-2	-5.88%	32	20	0		2	R	M,SC	1	\$4,943.11
20309	HERLEV	04/10/1962	Active	24	2	1	1	4.35%	25	2	0		None		P,S,T,M,VP SC	N/R	
20314	HILLEROD	05/07/1962	Active	18	1	5	-4	-18.18%	15	20	0			N	M	N/R	
38332	HONG	04/29/1980	Active	19	0	1	-1	-5.00%	21	5	2		None		P,S,T,M,VP SC	N/A	



Club Health Assessment for District 106 A through January 2025

			Status	Membership							Reports					Finance		LCIF
Club Number	Club Name	Charter Date		Current Member Count	YTD Members Added	YTD Members Dropped	YTD Net Growth	YTD Net Growth%	Member Count 12 Months Ago	Avg. length of service for dropped members	Months Since Last MMR ***	Yrs. Since Last Officer Report	President Rotation	Vice President Reported ****	Months Since Last Activity Report ***	Account Balance	Donations for current Fiscal Year	
			Number of times on status quo within last two years	If below 15 members appears				If net loss is greater than 20% appears			If no report in 3 months appears in	When more than one year appears in	Number of repeat terms		Notes the officers that do not have an active	If no report at 12 months appears in red		
29226	HUNDESTED	04/30/1974	Active	14	0	2	-2	-12.50%	17	5	3		None		P,S,T,M,VP SC	N/A		
20180	HVIDOVRE	10/03/1963	Active	15	0	1	-1	-6.25%	17	3	0		3		S,M,VP,SC	N/A		
46061	ILULISSAT JACOBHAVN	04/18/1986	Active	26	4	0	4	18.18%	23		1				P,T,M,VP,SC	N/R		
20199	ISHØJ	10/05/1971	Active	16	1	2	-1	-5.88%	17	6	0		2	N		24+		
50090	JERNLOSE	01/08/1990	Active	13	0	0	0	0.00%	13		15		None		P,S,T,M,VP SC	N/R		
58384	JYLLINGE	06/04/1996	Active	6	0	0	0	0.00%	6		15		None		P,S,T,M,VP SC	N/A		
28230	KALUNDBORG	03/29/1974	P- Active	12	0	1	-1	-7.69%	13	24	5		None		P,S,T,M,VP SC	N/R		
35602	KARLSLUNDE	05/03/1978	Active	2	0	0	0	0.00%	2		2		8		VP	0		\$417.55
20181	KASTRUP TARNBY	03/11/1963	Active	7	0	1	-1	-12.50%	8	37	5		None		P,S,T,M,VP SC	N/R		
35078	KLAKSVIK	02/27/1978	Active	1	0	0	0	0.00%	1		95		None		P,S,T,M,VP SC	N/A		
20182	KOGE	03/09/1967	Active	16	0	1	-1	-5.88%	18	7	0			N	M,SC	N/A		\$2,696.82
20183	KORSOR	06/02/1967	Active	12	0	0	0	0.00%	12		15				M,VP,SC	N/A		
37848	LANGEBÆK	12/10/1979	Active	22	0	2	-2	-8.33%	22	45	1			N		N/A		
49839	LEJRE	09/05/1989	Active	10	0	0	0	0.00%	10		15		None		P,S,T,M,VP SC	24+		\$695.91
108469	LILJAN TÓRSHAVN	05/25/2010	Active	14	0	0	0	0.00%	13		13		None		P,S,T,M,VP SC	N/R		
20184	MARIBO	02/02/1966	Active	7	0	1	-1	-12.50%	9	5	0			N	SC	N/A		
20185	MON	06/12/1967	Active	20	2	0	2	11.11%	19		1		None		P,S,T,M,VP SC	N/R		\$1,087.50
20186	NAESTVED	09/11/1962	Active	5	0	2	-2	-28.57%	6	7	3		3		T,M,VP,SC	N/R		
20179	NAESTVED HERLUFSHOLM	01/04/1972	Active	1	0	2	-2	-66.67%	3	14	0		None		P,S,T,M,VP SC	N/A		
20187	NAKSKOV	06/28/1967	Active	29	3	3	0	0.00%	29	25	0		None		P,S,T,M,VP SC	N/R		
46059	NORRE ALSLEV	04/16/1986	Active	15	1	0	1	7.14%	14		0		None		P,S,T,M,VP SC	N/R		
Exc Award (06/30/2018)																		
35216	NUUK	03/20/1978	Active	12	0	2	-2	-14.29%	14	5	0		None		P,S,T,M,VP SC	N/R		
20188	NYKOBING	02/06/1964	Active	9	2	0	2	28.57%	7		2		None		P,S,T,M,VP SC	N/R		
58393	NYSTED	06/03/1996	Active	18	0	2	-2	-10.00%	20	18	0		None		P,S,T,M,VP SC	N/R		



Club Health Assessment for District 106 A through January 2025

			Status	Membership							Reports					Finance		LCIF
Club Number	Club Name	Charter Date		Current Member Count	YTD Members Added	YTD Members Dropped	YTD Net Growth	YTD Net Growth%	Member Count 12 Months Ago	Avg. length of service for dropped members	Months Since Last MMR ***	Yrs. Since Last Officer Report	President Rotation	Vice President Reported ****	Months Since Last Activity Report ***	Account Balance	Donations for current Fiscal Year	
			Number of times on status quo within last two years	If below 15 members appears					If net loss is greater than 20% appears		If no report in 3 months appears in	When more than one year appears in	Number of repeat terms	Notes the officers that do not have an active	If no report at 12 months appears in red			
20322	ODSHERRED	08/03/1971	Active	14	0	1	-1	-6.67%	15	9	4		None	P,S,T,M,VP SC	N/A			
63123	OSTBORNHOLM	05/04/2000	Active	10	0	0	0	0.00%	12		7		None	P,S,T,M,VP SC	N/A			
31573	PRAESTO FLADSA	01/16/1976	Active	14	1	0	1	7.69%	13		3		4	N	M,SC	N/A		
47433	QAQORTOQ	06/11/1987	Active	6	0	3	-3	-33.33%	11	4	0		None	P,S,T,M,VP SC	N/R			
31574	RAMSO	01/20/1976	Active	10	1	0	1	11.11%	9		0			VP	N/R		\$695.91	
20191	RINGSTED	05/20/1959	Active	19	0	0	0	0.00%	21		1		2	N	T,M	N/R	\$2,934.45	
30889	RINGSTED KNUD LAVARD	06/06/1975	Active	22	1	4	-3	-12.00%	25	10	4			N	S,T,M,SC	N/R	\$1,948.54	
20190	RONNE	04/06/1967	Active	21	2	2	0	0.00%	19	36	0		2	N	M,SC	N/A		
107009	ROSKILDE ABSALON	12/09/2009	Active	8	4	1	3	60.00%	6	15	0			M,VP,SC	24+			
20192	SAKSKOBING	11/26/1962	Active	15	0	0	0	0.00%	15		21		None	P,S,T,M,VP SC	N/A			
48545	SISIMIUT	05/02/1988	Active	12	0	0	0	0.00%	12		14		None	P,S,T,M,VP SC	N/R			
34464	SKAELSKOR	09/14/1977	Active	17	0	0	0	0.00%	17		0			N		N/R		
20193	SLAGELSE	12/07/1962	Active	19	1	1	0	0.00%	18	14	1			M,VP,SC	N/A			
20326	SOLLEROD	01/17/1957	Active	12	0	3	-3	-20.00%	16	21	1			N	M,SC	N/A		
20195	SOLROD	09/27/1972	Active	6	0	1	-1	-14.29%	7	38	5		2	N	S,M,SC	24+		
20194	SORO	08/21/1972	Active	20	1	0	1	5.26%	19		6		None	P,S,T,M,VP SC	N/A			
20196	STEVNS	02/16/1973	Active	18	1	1	0	0.00%	18	8	0			M,VP,SC	N/A			
46168	SUDUROY	05/09/1986	Active	41	3	2	1	2.50%	40	20	0		None	P,S,T,M,VP SC	N/A			
32819	SUSA	10/11/1976	Active	17	0	1	-1	-5.56%	17	48	5		None	P,S,T,M,VP SC	N/R			
37547	SVINNINGE	09/24/1979	Active	13	0	0	0	0.00%	13		15		None	P,S,T,M,VP SC	N/A			
20197	SYDFALSTER	05/02/1973	Active	10	0	0	0	0.00%	10		15		None	P,S,T,M,VP SC	N/R			
59798	SYDLOLLAND	06/27/1997	Active	17	0	0	0	0.00%	18		9		None	P,S,T,M,VP SC	N/R			
20198	TASTRUP	09/15/1966	Active	6	0	1	-1	-14.29%	8	27	5		None	P,S,T,M,VP SC	N/A			
120273	Tindur Skarvanes	09/04/2013	Active	36	0	5	-5	-12.20%	43	13	4		None	P,S,T,M,VP SC	N/A			
44864	TOLLOSE	04/29/1985	Active	18	1	2	-1	-5.26%	19	21	0		None	N	P,M	N/A	\$1,322.22	



Club Health Assessment for District 106 A through January 2025

			Status	Membership							Reports				Finance	LCIF	
Club Number	Club Name	Charter Date		Current Member Count	YTD Members Added	YTD Members Dropped	YTD Net Growth	YTD Net Growth%	Member Count 12 Months Ago	Avg. length of service for dropped members	Months Since Last MMR ***	Yrs. Since Last Officer Report	President Rotation	Vice President Reported *****	Months Since Last Activity Report ***	Account Balance	Donations for current Fiscal Year
			Number of times on status quo within last two years	If below 15 members appears				If net loss is greater than 20% appears			If no report in 3 months appears in	When more than one year appears in	Number of repeat terms	Notes the officers that do not have an active	If no report at 12 months appears in red		
32744	TORNVED	09/07/1976	Active	4	0	0	0	0.00%	10		8		None	P,S,T,M,VP SC	N/A		
20330	TORSHAVN	09/28/1966	Active	48	1	0	1	2.13%	46		3			N	M,SC	N/R	
20200	TUNE	05/25/1973	Active	14	1	1	0	0.00%	14	14	1		2		T,M,VP,SC	N/R	
45791	VAGAR	02/11/1986	Active	31	2	0	2	6.90%	29		5		2	N	S,T,M,VP,SC	N/A	
20201	VALLENSBAEK	12/26/1969	Active	15	0	0	0	0.00%	17		3			N	M,SC	N/R	
20333	VIRUM	02/15/1968	Active	6	0	0	0	0.00%	7		7		None		P,S,T,M,VP SC	N/A	
20203	VORDINGBORG	03/25/1965	Active	11	3	0	3	37.50%	7		3		None		P,S,T,M,VP SC	N/R	

Clubs Cancelled Previous Fiscal Year – Clubs Cancelled within last 12 months may be reinstated

Club Number	Club Name	Charter Date	Current Status*	Cancellation Date
20308	FREDENSBORG	02/12/1969	Cancelled(7*)	04/29/2024
20319	KARLEBO	07/10/1970	Cancelled(6*)	12/29/2023
53581	NORRE ALSLEV HELENERNE	08/11/1992	Cancelled(6*)	12/29/2023
38333	SKOVLUNDE	04/29/1980	Cancelled(6*)	12/29/2023
97684	SLAGELSE DAISY	09/06/2006	Cancelled(6*)	12/29/2023

Current Total Clubs Count	YTD New Clubs Count	YTD Cancelled Clubs Count	YTD Net Club Gain	Current Total Members Count	YTD Add	YTD Drop	YTD Net Growth	YTD Net Growth %	Member Count 12 Months Ago	Average Member Count Per Club	% of Clubs with less than 20 members	% No MMR in 3 Months	% No Officer Report in 12 Months	% of Clubs with balance 90+ days	Number of Clubs in Status Quo	% Status Quo Clubs in Financial Suspension	Number of Cancelled Clubs	Average Cancelled Club Age	Members Lost Due to Cancellation	% of Clubs Cancelled for Non-Financial Reasons
80	0	0	0	1,123	50	78	-28	-2.43%	1,173	14	83%	48%	0%	0%	0	0%	0	0	0	0%

* - P - Priority Club. Cancellation Reasons: 1-Objectives/conduct, 2-Non-active club, 5-Non-existing club, 6-Disbanding, 7-Merger, 8-Financial Suspension, 9-District/Multiple District Dues.

** - Abbreviation: P-President, S-Secretary, T-Treasurer, M-Member Chairperson, VP-First Vice President, MC-Communications Chairperson, SC-Service Chairperson

*** - Abbreviation: N/R - Never reported using the Lions Clubs website, N/A - Not applicable, No password registered for the Lions Clubs website.

**** - Abbreviation: N - New, IP - Immediate Past, R - Repeat.



Club Health Assessment for District 106 B through January 2025

			Status	Membership							Reports					Finance		LCIF
Club Number	Club Name	Charter Date		Current Member Count	YTD Members Added	YTD Members Dropped	YTD Net Growth	YTD Net Growth%	Member Count 12 Months Ago	Avg. length of service for dropped members	Months Since Last MMR ***	Yrs. Since Last Officer Report	President Rotation	Vice President Reported ****	Months Since Last Activity Report ***	Account Balance	Donations for current Fiscal Year	
			Number of times on status quo within last two years	If below 15 members appears				If net loss is greater than 20% appears			If no report in 3 months appears in	When more than one year appears in	Number of repeat terms	Notes the officers that do not have an active	If no report at 12 months appears in red			
Clubs more than two years old																		
20208	AABYBRO	02/25/1972	P- Active	26	1	1	0	0.00%	26	2	2			N	N/A			
20204	AALBORG	12/16/1953	Active	29	0	1	-1	-3.33%	26	1	1		None	P,S,T,M,VP SC	N/A			
20205	AALBORG BUDOLFI	08/21/1963	Active	13	1	1	0	0.00%	14	55	4		None	N P,T,M,SC	N/A			
49133	AALBORG LIMFJORDEN	01/04/1989	Active	8	0	1	-1	-11.11%	9	1	1		None	P,S,T,M,VP SC	N/A			
20206	AALBORG MARIENDAL	12/01/1964	Active	16	1	2	-1	-5.88%	19	7	0		None	P,S,T,M,VP SC	N/R			
20210	AALESTRUP	02/25/1972	Active	23	4	0	4	21.05%	19		0		None	P,S,T,M,VP SC	N/R			
20209	AARS	04/02/1964	Active	42	3	1	2	5.00%	41	45	0			N S,M	N/A		\$3,625.00	
104310	AARS AARSTIDENS KVINDER	02/02/2009	Active	24	1	1	0	0.00%	23	14	0			IP M	0		\$699.00	
47432	AASKOV	06/11/1987	Active	21	4	2	2	10.53%	20	21	0		None	P,S,T,M,VP SC	N/A			
20212	ARDEN	01/15/1974	Active	23	0	4	-4	-14.81%	23	15	1			N M,SC	0			
Exc Award (06/30/2024)																		
20211	AULUM	04/08/1970	Active	24	1	3	-2	-7.69%	26	31	1		None	P,S,T,M,VP SC	N/A			
28053	BJERRINGBRO	02/15/1974	Active	26	4	1	3	13.04%	23	10	2		None	P,S,T,M,VP SC	N/R			
44175	BRANDE	07/10/1984	Active	25	0	2	-2	-7.41%	26	4	1			N SC	N/A			
20213	BRONDERSLEV	08/13/1970	Active	21	1	0	1	5.00%	18		1			N M	N/R			
20218	DRONNINGLUND	01/15/1970	Active	24	2	0	2	9.09%	22		0		None	P,S,T,M,VP SC	N/A			
78493	DRONNINGLUND INGEBORG SKEEL	03/15/2004	Active	23	3	1	2	9.52%	21	1	0			N M	N/R			
41037	EBELTOFT MOLS	03/29/1982	Active	9	0	0	0	0.00%	10		11		None	P,S,T,M,VP SC	N/A			
38869	FARSO	08/25/1980	Active	16	0	0	0	0.00%	16		11		None	P,S,T,M,VP SC	N/A			
67717	FARSO THIT JENSEN	04/14/2003	Active	16	3	4	-1	-5.88%	17	5	0			N	N/A			
47723	FJENDS	09/21/1987	Active	23	0	1	-1	-4.17%	24	3	2		None	P,S,T,M,VP SC	N/R		\$1,043.85	
45148	FJERRITSLEV	06/06/1985	Active	19	0	0	0	0.00%	19		15		None	P,S,T,M,VP SC	N/A			
75977	FJERRITSLEV VESTERHAVSFRUERNE	06/30/2003	Active	18	1	2	-1	-5.26%	20	6	0		None	P,S,T,M,VP SC	N/A			



Club Health Assessment for District 106 B through January 2025

			Status	Membership							Reports					Finance		LCIF
Club Number	Club Name	Charter Date		Current Member Count	YTD Members Added	YTD Members Dropped	YTD Net Growth	YTD Net Growth%	Member Count 12 Months Ago	Avg. length of service for dropped members	Months Since Last MMR ***	Yrs. Since Last Officer Report	President Rotation	Vice President Reported ****	Months Since Last Activity Report ***	Account Balance	Donations for current Fiscal Year	
			Number of times on status quo within last two years	If below 15 members appears				If net loss is greater than 20% appears			If no report in 3 months appears in	When more than one year appears in	Number of repeat terms	Notes the officers that do not have an active	If no report at 12 months appears in red			
20215	FREDERIKSHAVN	11/05/1957	Active	33	0	1	-1	-2.94%	32	40	3		None	P,S,T,M,VP SC	N/R			
56393	FREDERIKSHAVN BANNERSLUND	01/06/1995	Active	36	1	0	1	2.86%	35		0			N	M,SC	N/A		
20214	GL ESTRUP	08/15/1969	Active	18	1	0	1	5.88%	18		1			N		N/A		
20217	GRENAA	09/21/1962	Active	33	2	0	2	6.45%	29		2			N		N/R		
64107	GRENAA OLIVIA	03/27/2001	Active	24	1	0	1	4.35%	22		1			N	SC	N/A		
20224	GUG	12/02/1970	Active	10	0	1	-1	-9.09%	13	2	3				M,VP,SC	N/R		
20219	HADSTEN	11/27/1970	Active	17	1	1	0	0.00%	17	36	4		None	P,S,T,M,VP SC	N/A			
30477	HALS	03/31/1975	Active	41	1	1	0	0.00%	39	38	0		None	P,S,T,M,VP SC	N/A			
65350	HALS SOPHIE HEDVIG	05/17/2002	Active	28	0	3	-3	-9.68%	30	8	2		None	P,S,T,M,VP SC	N/R			
20247	HAMMER BAKKER	08/03/1971	Active	19	0	2	-2	-9.52%	26	6	0		None	P,S,T,M,VP SC	N/R			
88768	HAMMER BAKKER HAMMERPIGERNE	06/30/2005	Active	15	0	1	-1	-6.25%	16	3	0		None	P,S,T,M,VP SC	N/R			
20221	HANBO BROVST	05/22/1972	Active	26	0	4	-4	-13.33%	32	2	3		None	P,S,T,M,VP SC	N/A			
42562	HANSTHOLM	04/22/1983	Active	28	1	0	1	3.70%	26		2		None	P,S,T,M,VP SC	N/A			
20216	HASSERIS	08/08/1961	Active	35	2	2	0	0.00%	35	5	0		None	P,S,T,M,VP SC	N/A			
20222	HERNING	12/01/1964	Active	18	0	1	-1	-5.26%	20	23	1			N		N/A		
46741	HERNING ULDJYDEN	12/30/1986	Active	16	1	0	1	6.67%	14		1		None	P,S,T,M,VP SC	1			
64270	HIMMELBJERGET	05/15/2001	Active	21	0	0	0	0.00%	21		16		None	P,S,T,M,VP SC	N/R			
30132	HINNERUP	01/13/1975	Active	13	1	0	1	8.33%	13		0		2	IP	M,SC	N/R		
66360	HINNERUP DAGMARS KILDE	06/27/2002	Active	30	0	0	0	0.00%	30		4		2	N		1		
44559	HIRTSHALS	01/31/1985	Active	37	5	0	5	15.63%	32		0			N	M,SC	N/A		
20226	HJORRING	02/09/1956	Active	25	1	3	-2	-7.41%	25	3	0		2	N	M	N/A		
63138	HJORRING SCT CATHARINA	05/10/2000	Active	23	2	0	2	9.52%	24		1		None	P,S,T,M,VP SC	N/A			
20227	HJORRING VENDIA	10/08/1973	Active	18	0	1	-1	-5.26%	19	27	1				S,T,M,VP,SC	N/A		
20223	HOBRO	01/15/1974	Active	14	0	1	-1	-6.67%	15	8	4				T,M,VP,SC	N/A	\$1,043.86	



Club Health Assessment for District 106 B through January 2025

			Status	Membership							Reports					Finance		LCIF
Club Number	Club Name	Charter Date		Current Member Count	YTD Members Added	YTD Members Dropped	YTD Net Growth	YTD Net Growth%	Member Count 12 Months Ago	Avg. length of service for dropped members	Months Since Last MMR ***	Yrs. Since Last Officer Report	President Rotation	Vice President Reported ****	Months Since Last Activity Report ***	Account Balance	Donations for current Fiscal Year	
			Number of times on status quo within last two years	If below 15 members appears				If net loss is greater than 20% appears			If no report in 3 months appears in	When more than one year appears in	Number of repeat terms	Notes the officers that do not have an active	If no report at 12 months appears in red			
20228	HOLSTEBRO	09/23/1968	Active	30	0	1	-1	-3.23%	31	14	2			N	SC	8		\$217.50
64910	HOLSTEBRO KAROLINE	01/15/2002	Active	27	1	3	-2	-6.90%	28	7	1			N		1		\$145.00
20230	HVETBO	12/01/1969	Active	34	3	3	0	0.00%	34	7	2			N	M	1		
45789	HVORSLEV	02/14/1986	Active	16	1	0	1	6.67%	16		0			N	S	N/A		
20231	IKAST	11/19/1970	Active	23	0	0	0	0.00%	19		4		None		P,S,T,M,VP SC	N/A		
68500	KALO	04/14/2003	Active	13	4	5	-1	-7.14%	13	16	0		None		P,S,T,M,VP SC	N/R		
45149	KARUP	06/21/1985	Active	27	2	2	0	0.00%	26	14	0		2	N	M,SC	N/R		\$2,087.71
Exc Award (06/30/2018)																		
82607	KATTEGAT	06/14/2004	Active	22	1	1	0	0.00%	19	1	2		2		T,M,VP,SC	N/A		
29137	KJELLERUP	04/16/1974	Active	18	1	0	1	5.88%	21		0		None		P,S,T,M,VP SC	N/R		\$695.91
20232	KLARUP	12/10/1970	Active	16	0	1	-1	-5.88%	16	30	3		None		P,S,T,M,VP SC	N/A		
44863	LANGA	04/11/1985	Active	23	0	0	0	0.00%	23		12		None		P,S,T,M,VP SC	N/A		
36069	LEMVIG	09/27/1978	Active	26	0	1	-1	-3.70%	27	1	2			N	M,SC	N/A		
78763	LEMVIG LIDENLUND	04/12/2004	Active	1	0	0	0	0.00%	1		80		None		P,S,T,M,VP SC	N/A		
78506	LIMFJORD	03/18/2004	Active	17	1	0	1	6.25%	15		3		None		P,S,T,M,VP SC	N/A		
20233	LINDHOLM	05/16/1970	Active	1	0	0	0	0.00%	1		15		None		P,S,T,M,VP SC	N/A		
20234	LOGSTOR	02/01/1967	Active	31	1	2	-1	-3.13%	32	10	2		None		P,S,T,M,VP SC	N/A		
66361	LOGSTOR FREJA	06/27/2002	Active	30	4	1	3	11.11%	27	1	0		3		T,M,VP,SC	N/A		
54085	LOKKEN	02/11/1993	Active	33	3	0	3	10.00%	29		0		None		P,S,T,M,VP SC	N/A		
78507	LOKKEN VRA HAVFRUERNE	03/18/2004	Active	24	0	3	-3	-11.11%	28	4	2			N	M,SC	N/A		
51989	MOLDRUP	09/03/1991	Active	28	2	0	2	7.69%	25		2				P,T,M,VP,SC	N/R		
97768	MOLDRUP VOLVERNE	09/27/2006	Active	24	0	1	-1	-4.00%	25	1	0			N	P,M,SC	1		
33148	MORSO	12/27/1976	Active	21	0	1	-1	-4.55%	23	47	2		None		P,S,T,M,VP SC	N/R		
28054	NIBE	02/15/1974	Active	46	3	1	2	4.55%	43	3	0		None		P,S,T,VP,SC	N/A		
67440	NIBE GULDGAASEN	03/13/2003	Active	35	0	0	0	0.00%	32		7		2	R	S,M,SC	8		



Club Health Assessment for District 106 B through January 2025

			Status	Membership							Reports					Finance		LCIF
Club Number	Club Name	Charter Date		Current Member Count	YTD Members Added	YTD Members Dropped	YTD Net Growth	YTD Net Growth%	Member Count 12 Months Ago	Avg. length of service for dropped members	Months Since Last MMR ***	Yrs. Since Last Officer Report	President Rotation	Vice President Reported ****	Months Since Last Activity Report ***	Account Balance	Donations for current Fiscal Year	
			Number of times on status quo within last two years	If below 15 members appears				If net loss is greater than 20% appears			If no report in 3 months appears in	When more than one year appears in	Number of repeat terms		Notes the officers that do not have an active	If no report at 12 months appears in red		
116735	NORDDJURS SVANERNE	05/02/2012	Active	21	0	2	-2	-8.70%	22	9	4		None	P,S,T,M,VP SC	N/R			
20235	NORRESUNDBY	01/26/1961	Active	8	0	0	0	0.00%	8		2		3	M,VP,SC	N/A			
62366	PANDRUP	09/24/1999	Active	12	0	0	0	0.00%	12		12		None	P,S,T,M,VP SC	N/A		\$167.02	
20238	RANDERS	06/08/1955	Active	16	0	1	-1	-5.88%	18	3	4		2	M,VP,SC	N/R		\$278.37	
	Exc Award (06/30/2016)																	
20237	RANDERS GUDENAA	09/21/1966	Active	7	0	2	-2	-22.22%	9	18	2		None	P,S,T,M,VP SC	N/A			
28055	RANDERS NIELS EBBESEN	02/11/1974	Active	5	0	0	0	0.00%	6		7		None	P,S,T,M,VP SC	N/R			
20246	REBILD	10/20/1972	Active	21	0	2	-2	-8.70%	25	30	0		None	P,S,T,M,VP SC	N/R			
20284	RINGKOBING	05/22/1972	Active	52	2	0	2	4.00%	48		2			N S,T,M,SC	N/A		\$1,043.86	
82606	ROLD SKOV REBILD	06/14/2004	Active	16	0	1	-1	-5.88%	14	12	0			N M	6			
20236	RONDE	07/23/1973	Active	22	0	0	0	0.00%	21		2		None	P,S,T,M,VP SC	N/A			
20229	ROSENHOLM	11/28/1962	Active	21	0	0	0	0.00%	20		8		None	P,S,T,M,VP SC	N/A			
20245	RY	12/03/1969	Active	20	2	2	0	0.00%	21	20	0			P,M,VP,SC	N/R			
20239	SAEBY	05/08/1963	Active	30	1	1	0	0.00%	31	12	2		None	P,S,T,M,VP SC	N/A			
67716	SALLING / MORS	04/14/2003	Active	25	1	0	1	4.17%	23		0			N SC	N/A			
20243	SILKEBORG	05/20/1964	Active	13	2	1	1	8.33%	13	6	5		None	P,S,T,M,VP SC	N/A			
64210	SILKEBORG THEODORA	04/13/2001	Active	13	0	0	0	0.00%	14		0		None	P,S,T,M,VP SC	N/A			
20241	SKAGEN	04/15/1964	Active	27	1	0	1	3.85%	24		3		None	P,S,T,M,VP SC	N/A			
67490	SKAGEN ANNA ANCHER	03/27/2003	Active	27	1	1	0	0.00%	26	12	3			M,VP,SC	1		\$695.91	
20240	SKIVE	02/19/1963	Active	28	0	1	-1	-3.45%	28	1	1		None	P,S,T,M,VP SC	N/R			
20242	SKODSTRUP	07/09/1968	Active	23	1	1	0	0.00%	23	52	5		None	P,S,T,M,VP SC	N/R			
20244	STRUER	02/17/1972	Active	21	3	1	2	10.53%	20	19	0		None	P,S,T,M,VP SC	15		\$1,391.81	
65007	STRUER KIRSTEN BANG	02/15/2002	Active	12	0	3	-3	-20.00%	15	3	0		None	P,S,T,M,VP SC	N/R			
20248	SVENSTRUP	05/11/1973	Active	20	2	3	-1	-4.76%	21	16	0		3	N M,SC	N/A			
35213	SYDTHY	03/27/1978	Active	22	3	2	1	4.76%	20	14	2		None	P,S,T,M,VP SC	N/A			



Club Health Assessment for District 106 B through January 2025

			Status	Membership							Reports					Finance		LCIF
Club Number	Club Name	Charter Date		Current Member Count	YTD Members Added	YTD Members Dropped	YTD Net Growth	YTD Net Growth%	Member Count 12 Months Ago	Avg. length of service for dropped members	Months Since Last MMR ***	Yrs. Since Last Officer Report	President Rotation	Vice President Reported ****	Months Since Last Activity Report ***	Account Balance	Donations for current Fiscal Year	
			Number of times on status quo within last two years	If below 15 members appears					If net loss is greater than 20% appears			If no report in 3 months appears in	When more than one year appears in	Number of repeat terms	Notes the officers that do not have an active red	If no report at 12 months appears in		
67436	SYDTHY LIDEN KIRSTEN	03/13/2003	Active	21	1	0	1	5.00%	20		3		None	P,T,M,VP,SC	N/A			
20249	THISTED	10/03/1966	Active	46	0	2	-2	-4.17%	45	1	0			N	M,SC	1		
57846	THISTED THYLANDIA	02/06/1996	Active	33	3	0	3	10.00%	30		0		None	N	P,SC	N/A	\$431.47	
46060	TJELE	04/16/1986	Active	17	0	0	0	0.00%	17		20		None		P,S,T,M,VP SC	N/A		
84861	TREHOJE LYNGTOTTER	03/30/2005	Active	16	0	1	-1	-5.88%	18	20	2			N	S,SC	N/R		
48051	TREHOJE VEST	01/14/1988	Active	26	1	2	-1	-3.70%	27	23	0			N		0		
42434	ULFBORG VEMB	03/03/1983	Active	13	0	2	-2	-13.33%	14	2	0			N	M,SC	N/A		
35214	VADUM	03/28/1978	Active	10	0	0	0	0.00%	11		10		None		P,S,T,M,VP SC	N/A		
20250	VIBORG	06/10/1959	Active	37	2	4	-2	-5.13%	37	29	1		None		P,S,T,M,VP SC	N/R		
56136	VIBORG BORGVOLD	10/06/1994	Active	14	1	0	1	7.69%	14		0		2		M,VP,SC	N/A	\$1,043.86	
33564	VILDBJERG	03/28/1977	Active	22	5	1	4	22.22%	15	0	1			N	M,SC	N/A		
38077	VINDERUP	02/11/1980	Active	24	0	2	-2	-7.69%	25	14	2				M,VP,SC	1	\$1,885.01	
64962	VINDERUP-VICTORIA	01/30/2002	Active	12	0	0	0	0.00%	14		8		None		P,S,T,M,VP SC	N/A		
20251	VRAA	01/07/1972	Active	1	0	0	0	0.00%	1		15		None		P,S,T,M,VP SC	N/A		

Clubs Cancelled Previous Fiscal Year – Clubs Cancelled within last 12 months may be reinstated

Club Number	Club Name	Charter Date	Current Status*	Cancellation Date
20225	HAMMEL	04/14/1972	Cancelled(6*)	02/29/2024
49020	PURHUS	11/15/1988	Cancelled(6*)	12/29/2023
59028	RANDERS MALVINA	01/28/1997	Cancelled(6*)	06/29/2024

Current Total Clubs Count	YTD New Clubs Count	YTD Cancelled Clubs Count	YTD Net Club Gain	Current Total Members Count	YTD Add	YTD Drop	YTD Net Growth	YTD Net Growth %	Member Count 12 Months Ago	Average Member Count Per Club	% of Clubs with less than 20 members	% No MMR in 3 Months	% No Officer Report in 12 Months	% of Clubs with balance 90+ days	Number of Clubs in Status Quo	% Status Quo Clubs in Financial Suspension	Number of Cancelled Clubs	Average Cancelled Club Age	Members Lost Due to Cancellation	% of Clubs Cancelled for Non-Financial Reasons
108	0	0	0	2,387	109	114	-5	-0.21%	2,369	22	38%	30%	0%	0%	0	0%	0	0	0	0%



Club Health Assessment for District 106 B through January 2025

			Status	Membership							Reports					Finance	LCIF
Club Number	Club Name	Charter Date		Current Member Count	YTD Members Added	YTD Members Dropped	YTD Net Growth	YTD Net Growth%	Member Count 12 Months Ago	Avg. length of service for dropped members	Months Since Last MMR ***	Yrs. Since Last Officer Report	President Rotation	Vice President Reported ****	Months Since Last Activity Report ***	Account Balance	Donations for current Fiscal Year
			Number of times on status quo within last two years	If below 15 members appears				If net loss is greater than 20% appears			If no report in 3 months appears in	When more than one year appears in	Number of repeat terms	Notes the officers that do not have an active	If no report at 12 months appears in red		

* - P - Priority Club. Cancellation Reasons: 1-Objectives/conduct, 2-Non-active club, 5-Non-existing club, 6-Disbanding, 7-Merger, 8-Financial Suspension, 9-District/Multiple District Dues.
** - Abbreviation: P-President, S-Secretary, T-Treasurer, M-Member Chairperson, VP-First Vice President, MC-Communications Chairperson, SC-Service Chairperson
*** - Abbreviation: N/R - Never reported using the Lions Clubs website, N/A - Not applicable, No password registered for the Lions Clubs website.
**** - Abbreviation: N - New, IP - Immediate Past, R - Repeat.



Club Health Assessment for District 106 C through January 2025

			Status	Membership							Reports					Finance		LCIF
Club Number	Club Name	Charter Date		Current Member Count	YTD Members Added	YTD Members Dropped	YTD Net Growth	YTD Net Growth%	Member Count 12 Months Ago	Avg. length of service for dropped members	Months Since Last MMR ***	Yrs. Since Last Officer Report	President Rotation	Vice President Reported ****	Months Since Last Activity Report ***	Account Balance	Donations for current Fiscal Year	
			Number of times on status quo within last two years	If below 15 members appears					If net loss is greater than 20% appears			If no report in 3 months appears in	When more than one year repeats in	Number of repeat terms	Notes the officers that do not have an active	If no report at 12 months appears in red		
Clubs more than two years old																		
49171	AARHUS RÉGINA	01/24/1989	Active	11	0	0	0	0.00%	11		26		None	P,S,T,M,VP SC	N/A			
20255	AARHUS SCT CLEMENS	04/27/1964	Active	23	0	1	-1	-4.17%	27	7	7			S,M,VP,SC	N/A			
20253	AARHUS-VIBY	06/26/1954	Active	10	0	0	0	0.00%	9		7		None	P,S,T,M,VP SC	N/A			
100946	ALS	12/26/2007	Active	22	0	1	-1	-4.35%	24	6	1		None	R P,M,SC	9		\$200.00	
20257	ASSENS	04/08/1964	Active	9	0	0	0	0.00%	9		3			N SC	N/R			
43161	BEDER & MALLING	11/29/1983	Active	10	2	5	-3	-23.08%	15	8	0		None	P,S,T,M,VP SC	N/R		\$974.27	
34978	BILLUND-GRINDSTED	01/24/1978	Active	29	3	1	2	7.41%	25	0	0		None	P,S,T,M,VP SC	24+			
20258	BOGENSE	10/01/1971	Active	29	1	4	-3	-9.38%	30	18	1		None	P,S,T,M,VP SC	N/A		\$170.00	
37963	BORKOP	01/22/1980	Active	25	0	0	0	0.00%	25		7		None	P,S,T,M,VP SC	N/A		\$695.91	
20259	BOV	02/15/1970	Active	18	3	2	1	5.88%	17	11	1			N	N/R			
42435	BRAEDSTRUP	03/07/1983	Active	27	0	0	0	0.00%	28		0		None	P,S,T,M,VP SC	24+		\$145.00	
36822	BRAMDRUPDAM	03/23/1979	Active	17	4	0	4	30.77%	14		6		None	P,S,T,M,VP SC	N/A			
20260	BRAMMINGE	12/09/1963	Active	11	0	0	0	0.00%	11		15		None	P,S,T,M,VP SC	N/R			
29643	BROAGER GRAASTEN	07/26/1974	Active	13	0	1	-1	-7.14%	14	44	2		2	N S,SC	0		\$10,512.51	
60639	BRORUP	04/14/1998	Active	12	0	1	-1	-7.69%	12	15	1		3	N	N/R			
20261	ESBJERG - NY ENERGI	01/20/1969	Active	16	2	0	2	14.29%	15		1		2	VP	24+			
20262	FAABORG-BROBY	08/23/1966	Active	6	0	0	0	0.00%	8		1		4	N M	N/A			
20263	FREDERICIA	05/08/1964	Active	2	0	3	-3	-60.00%	5	14	2			N S,T,M,SC	15			
49511	FREDERICIA ELBO-TAULOV-SKAERBA	05/08/1989	Active	12	0	0	0	0.00%	12		0		None	P,S,T,M,VP SC	N/R			
48517	GALTEN SKOVBY	05/06/1988	Active	27	0	3	-3	-10.00%	28	5	0		None	P,S,T,M,VP SC	N/A			
31571	GIVE	01/16/1976	Active	22	1	0	1	4.76%	21		3			N S,M	N/R			
20265	GLAMSBJERG	05/17/1971	Active	0	0	4	-4	-100.00%	14	46	0		None	P,S,T,M,VP SC	N/R			
20264	GRAM	03/24/1970	Active	2	0	0	0	0.00%	2		31		None	P,S,T,M,VP SC	N/A			
49112	HAARBY	12/28/1988	Active	31	1	0	1	3.33%	30		0		None	P,S,T,M,VP SC	N/A			



Club Health Assessment for District 106 C through January 2025

			Status	Membership							Reports					Finance		LCIF
Club Number	Club Name	Charter Date		Current Member Count	YTD Members Added	YTD Members Dropped	YTD Net Growth	YTD Net Growth%	Member Count 12 Months Ago	Avg. length of service for dropped members	Months Since Last MMR ***	Yrs. Since Last Officer Report	President Rotation	Vice President Reported ****	Months Since Last Activity Report ***	Account Balance	Donations for current Fiscal Year	
			Number of times on status quo within last two years	If below 15 members appears				If net loss is greater than 20% appears			If no report in 3 months appears in	When more than one year appears in	Number of repeat terms		Notes the officers that do not have an active	If no report at 12 months appears in red		
20267	HADERSLEV	04/20/1964	Active	6	0	0	0	0.00%	8		0		2	N	M,SC	N/R		\$347.96
48052	HADERSLEV SOPHIES KILDE	01/14/1988	Active	26	2	1	1	4.00%	25	27	1		None		P,S,T,M,VP SC	12		
144244	Haderslev Vest	12/21/2020	Active	14	0	0	0	0.00%	15		1			N	T,VP,SC	10		
35215	HEDENSTED	03/21/1978	Active	21	1	0	1	5.00%	21		0			N	M,SC	1		
20268	HORNING	04/24/1972	Active	28	0	1	-1	-3.45%	30	18	3		None		P,S,T,M,VP SC	N/R		
Exc Award (06/30/2018)																		
119642	Horning Q	06/13/2013	Active	22	2	0	2	10.00%	20		4		None		P,S,T,M,VP SC	N/A		
20269	HORSENS	05/14/1959	Active	20	0	1	-1	-4.76%	20	2	1		None		P,S,T,M,VP SC	N/R		
20270	HORSENS BYGHOLM	08/06/1973	Active	25	0	0	0	0.00%	22		1		2	R	S,T,M	N/R		
45790	JUELSMINDE	02/19/1986	Active	20	1	4	-3	-13.04%	24	9	0		None		P,S,T,M,VP SC	N/A		
20272	KOLDING	05/29/1963	Active	32	1	0	1	3.23%	28		0			IP	M,SC	24+		
49864	KOLT/HASSELAGER	09/21/1989	Active	20	0	0	0	0.00%	21		0			N		14		
20273	LANGELAND	02/15/1967	Active	13	1	1	0	0.00%	13	9	0				M,VP,SC	1		
48904	LØGUMKLOSTER	09/20/1988	Active	30	0	0	0	0.00%	26		2			N	SC	N/A		
60592	LUNDERSKOV-VAMDRUP	04/06/1998	Active	14	2	0	2	16.67%	12		5		None		P,S,T,M,VP SC	N/A		
20274	LYSTRUP	04/23/1970	Active	25	2	0	2	8.70%	24		0			N		N/A		
20275	MIDDELFART	05/25/1966	Active	7	0	2	-2	-22.22%	7	3	1		None		P,S,T,M,VP SC	24+		
53918	NORRE RANGSTRUP	12/28/1992	Active	27	2	0	2	8.00%	26		0		None		P,S,T,M,VP SC	N/A		
20277	NYBORG	04/27/1965	Active	14	0	3	-3	-17.65%	16	2	0		2		M,VP,SC	N/A		
20278	ODDER	10/27/1964	Active	17	0	0	0	0.00%	18		7		None		P,S,T,M,VP SC	N/A	\$435.00	
20279	ODENSE	12/15/1955	Active	0	0	3	-3	-100.00%	9	26	2		None		P,S,T,M,VP SC	N/A	\$2,260.67	
41744	OLGOD	07/02/1982	Active	15	1	0	1	7.14%	14		3		2		S,T,M,VP,SC	N/A		
20285	RODDING	09/24/1966	Active	15	1	0	1	7.14%	14		2				T,M,VP,SC	N/A		
20252	RØDEKRO- AABENRAA	05/10/1965	Active	14	0	3	-3	-17.65%	17	32	0			N	M,SC	1		
20286	SAMSOE	05/22/1957	Active	14	1	0	1	7.69%	12		2		None		P,S,T,M,VP SC	N/A		



Club Health Assessment for District 106 C through January 2025

			Status	Membership							Reports					Finance		LCIF
Club Number	Club Name	Charter Date		Current Member Count	YTD Members Added	YTD Members Dropped	YTD Net Growth	YTD Net Growth%	Member Count 12 Months Ago	Avg. length of service for dropped members	Months Since Last MMR ***	Yrs. Since Last Officer Report	President Rotation	Vice President Reported ****	Months Since Last Activity Report ***	Account Balance	Donations for current Fiscal Year	
			Number of times on status quo within last two years	If below 15 members appears				If net loss is greater than 20% appears			If no report in 3 months appears in	When more than one year appears in	Number of repeat terms		Notes the officers that do not have an active	If no report at 12 months appears in red		
63663	SKANDERBORG SLOT	10/23/2000	Active	25	1	4	-3	-10.71%	28	11	3			N	P,M	N/R		
20289	SKJERN/TARM	04/12/1965	Active	21	0	1	-1	-4.55%	21	8	1		6	N	SC	12	\$278.37	
20291	SOLBJERG	05/29/1970	Active	19	0	2	-2	-9.52%	22	8	0		None		P,S,T,M,VP SC	N/R		
20287	SONDERBORG	06/14/1956	Active	24	1	0	1	4.35%	24		0		None		P,S,T,M,VP SC	N/A		
20290	SONDERBORG ALSSUND	07/22/1971	Active	27	1	0	1	3.85%	28		1			N	M,SC	N/A		
34313	SONDERSO	07/21/1977	Active	16	0	0	0	0.00%	16		0		None		P,S,T,M,VP SC	N/R		
20292	SVENDBORG	01/12/1965	Active	8	0	0	0	0.00%	11		0		4	N		N/A		
39711	TINGLEV	04/20/1981	Active	19	2	2	0	0.00%	20	7	0			N	S,M,SC	N/R		
40783	TOMMERUP	01/26/1982	Active	26	2	0	2	8.33%	19		2		None		P,S,T,M,VP SC	N/A		
43768	TORRING ULDUM	04/09/1984	Active	15	0	1	-1	-6.25%	16	10	1			N	M	N/A		
20293	VARDE	03/21/1962	Active	22	1	2	-1	-4.35%	20	19	0			N		6		
44243	VEJEN	09/05/1984	Active	8	0	3	-3	-27.27%	12	27	0		2		T,M,VP,SC	N/R		
97808	VEJEN TUSINDFRYD	10/10/2006	Active	19	2	0	2	11.76%	16		4		None		P,S,T,M,VP SC	12		
64715	VEJLBY RISSKOV	10/15/2001	Active	8	0	0	0	0.00%	8		47		None		P,S,T,M,VP SC	N/A		
20294	VEJLE	12/18/1962	Active	8	0	0	0	0.00%	9		4			N	M,SC	N/R		
20276	VEJLE MUNKEBJERG	11/30/1971	Active	25	0	1	-1	-3.85%	24	35	1			N		4		
99131	VEJLE THYRA	04/17/2007	Active	16	1	2	-1	-5.88%	17	2	1		2	N		1		
20295	VIDEBAEK	01/12/1967	Active	32	4	4	0	0.00%	32	32	1			N		N/A	\$48.43	
42436	VISSENBJERG-AARUP	03/07/1983	Active	11	0	1	-1	-8.33%	12	35	0		None		P,S,T,M,VP SC	N/A		
29139	VOJENS	04/23/1974	Active	12	0	0	0	0.00%	11		1			N	M,SC	N/R		

Clubs Cancelled Previous Fiscal Year – Clubs Cancelled within last 12 months may be reinstated

Club Number	Club Name	Charter Date	Current Status*	Cancellation Date
30133	OTTERUP	01/13/1975	Cancelled(6*)	12/29/2023



Club Health Assessment for District 106 C through January 2025

			Status							Membership					Reports					Finance		LCIF																																																																																																																																																																																																																																																																																																																																																																																																																																																																																																																																																																																														
Club Number	Club Name	Charter Date																																																																																																																																																																																																																																																																																																																																																																																																																																																																																																																																																																																																																		

* - P - Priority Club. Cancellation Reasons: 1-Objectives/conduct, 2-Non-active club, 5-Non-existing club, 6-Disbanding, 7-Merger, 8-Financial Suspension, 9-District/Multiple District Dues.

** - Abbreviation: P-President, S-Secretary, T-Treasurer, M-Member Chairperson, VP-First Vice President, MC-Communications Chairperson, SC-Service Chairperson

*** - Abbreviation: N/R - Never reported using the Lions Clubs website, N/A - Not applicable, No password registered for the Lions Clubs website.

**** - Abbreviation: N - New, IP - Immediate Past, R - Repeat.